

EYA1/4 RABBIT PAB

Cat.#: N225051

Product Name: Anti-EYA1/4 Rabbit pAb

Synonyms: Eyes absent homolog 1; Eyes absent homolog 4

UNIPROT ID: Q99502/O95677

Background: Functions both as protein phosphatase and as transcriptional coactivator for SIX1, and probably also for SIX2, SIX4 and SIX5 (By similarity). Tyrosine phosphatase that dephosphorylates 'Tyr-142' of histone H2AX (H2AXY142ph) and promotes efficient DNA repair via the recruitment of DNA repair complexes containing MDC1. 'Tyr-142' phosphorylation of histone H2AX plays a central role in DNA repair and acts as a mark that distinguishes between apoptotic and repair responses to genotoxic stress.

Immunogen: Synthetic peptide from human protein at AA range: 271-320

Applications: IHC-P,ELISA

Recommended Dilutions: IHC: 1/50-1/100 ELISA: 1/10000

Host Species: Rabbit

Clonality: Rabbit Polyclonal

Clone ID: -

MW: -

Isotype: IgG

Purification: Affinity Purified

Species Reactivity: Human,Mouse

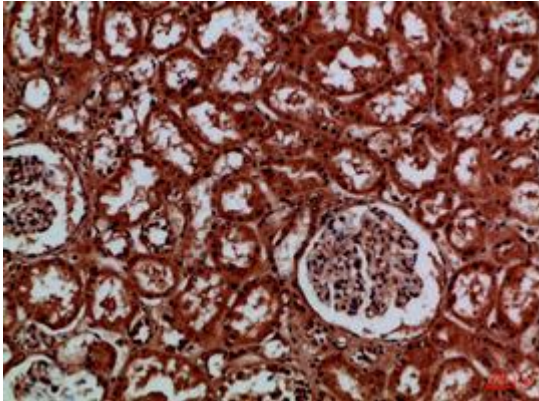
Conjugation: Unconjugated

Modification: Unmodified

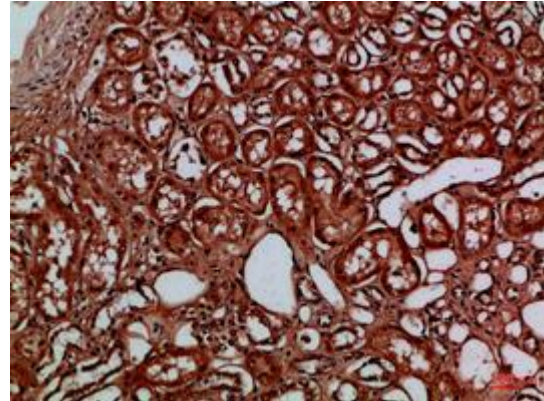
Constituents: PBS (without Mg²⁺ and Ca²⁺), pH 7.3 containing 50% glycerol, 0.5% BSA and 0.02% sodium azide

Research Areas: Epigenetics and Nuclear Signaling

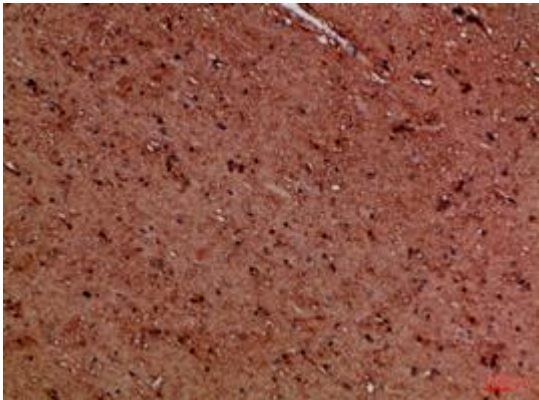
Storage & Shipping: Store at -20°C. Avoid repeated freezing and thawing



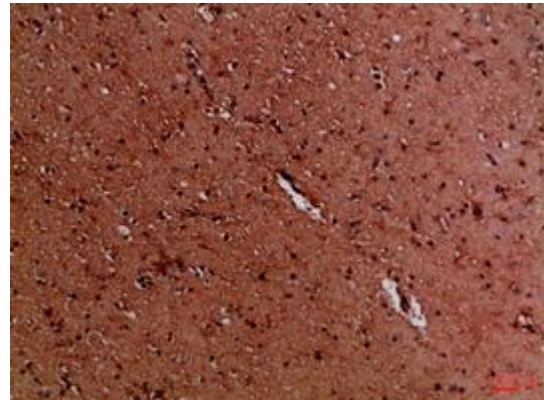
Immunohistochemical analysis of paraffin-embedded Human tonsils using EYA1/4 antibody. High-pressure and temperature Sodium Citrate pH 6.0 was used for antigen retrieval.



Immunohistochemistry analysis of paraffin-embedded Human kidney using EYA1/4 antibody. High-pressure and temperature Sodium Citrate pH 6.0 was used for antigen retrieval.



Immunohistochemistry analysis of paraffin-embedded Human brain using EYA1/4 antibody. High-pressure and temperature Sodium Citrate pH 6.0 was used for antigen retrieval.



Immunohistochemistry analysis of paraffin-embedded Human brain using EYA1/4 antibody. High-pressure and temperature Sodium Citrate pH 6.0 was used for antigen retrieval.