

## EOGT RABBIT PAB

**Cat.#:** S222170

**Product Name:** Anti-EOGT Rabbit Polyclonal Antibody

**Synonyms:** AOS4; AER61; EOGT1; C3orf64

**UNIPROT ID:** Q5NDL2 (Gene Accession - NP\_001265618 )

**Background:** This gene encodes an enzyme that acts in the lumen of the endoplasmic reticulum to catalyze the transfer of N-acetylglucosamine to serine or threonine residues of extracellular-targeted proteins. This enzyme modifies proteins containing eukaryotic growth factor (EGF)-like domains, including the Notch receptor, thereby regulating developmental signalling. Mutations in this gene have been observed in individuals with Adams-Oliver syndrome 4. Alternative splicing results in multiple transcript variants. [provided by RefSeq, Aug 2015]

**Immunogen:** Synthetic peptide of human EOGT

**Applications:** ELISA, IHC

**Recommended Dilutions:** IHC: 50-200; ELISA: 5000-10000

**Host Species:** Rabbit

**Clonality:** Rabbit Polyclonal

**Isotype:** Immunogen-specific rabbit IgG

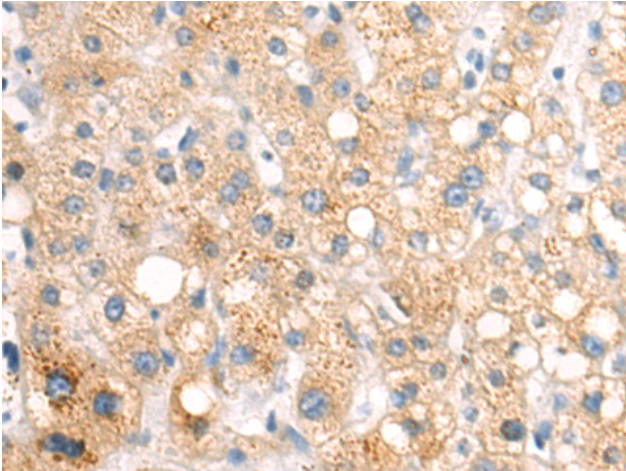
**Purification:** Antigen affinity purification

**Species Reactivity:** Human, Mouse, Rat

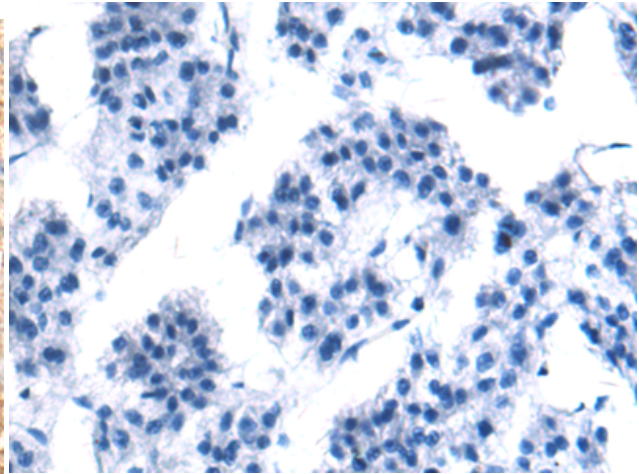
**Constituents:** PBS (without Mg<sup>2+</sup> and Ca<sup>2+</sup>), pH 7.4, 150 mM NaCl, 0.05% Sodium Azide and 40% glycerol

**Research Areas:** Cell Biology

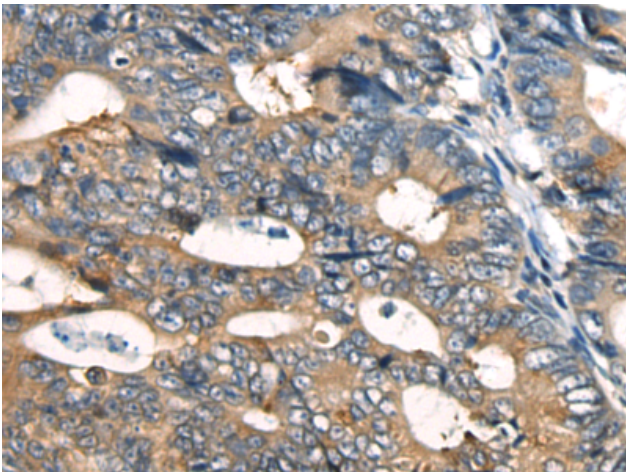
**Storage & Shipping:** Store at -20°C. Avoid repeated freezing and thawing



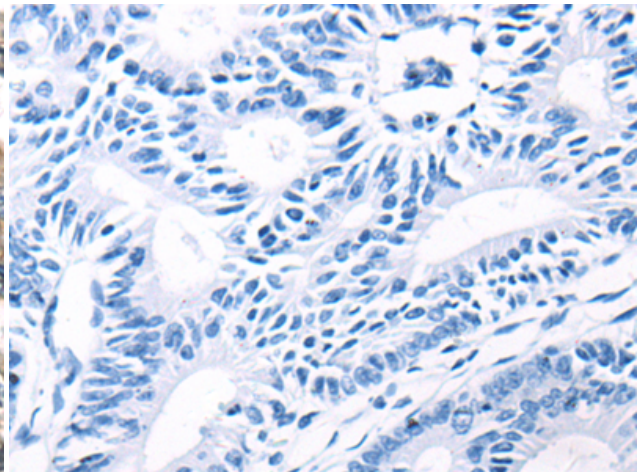
Immunohistochemistry analysis of paraffin embedded Human liver cancer tissue using 222170 (EOGT Antibody) at a dilution of 1/50 (Cytoplasm).



In comparison with the IHC on the left, the same paraffin-embedded Human liver cancer tissue is first treated with the synthetic peptide and then with 222170 (Anti-EOGT Antibody) at dilution 1/50.



The image on the left is immunohistochemistry of paraffin-embedded Human colorectal cancer tissue using 222170 (Anti-EOGT Antibody) at a dilution of 1/50.



In comparison with the IHC on the left, the same paraffin-embedded Human colorectal cancer tissue is first treated with synthetic peptide and then with D264165 (Anti-EOGT Antibody) at dilution 1/50.