

DEFB104A RABBIT PAB

Cat.#: S221222

Product Name: Anti-DEFB104A Rabbit Polyclonal Antibody

Synonyms: BD-4; DEFB4; hBD-4; DEFB-4; DEFB104

UNIPROT ID: Q8WTQ1 (Gene Accession - NP_525128)

Background: Defensins form a family of antimicrobial and cytotoxic peptides made by neutrophils. Defensins are short, processed peptide molecules that are classified by structure into three groups: alpha-defensins, beta-defensins and theta-defensins. All beta-defensin genes are densely clustered in four to five syntenic chromosomal regions. Chromosome 8p23 contains at least two copies of the duplicated beta-defensin cluster. This duplication results in two identical copies of defensin, beta 104, DEFB104A and DEFB104B, in head-to-head orientation. This gene, DEFB104A, represents the more centromeric copy.

Immunogen: Synthetic peptide of human DEFB104A

Applications: ELISA, IHC

Recommended Dilutions: IHC: 25-100; ELISA: 5000-10000

Host Species: Rabbit

Clonality: Rabbit Polyclonal

Isotype: Immunogen-specific rabbit IgG

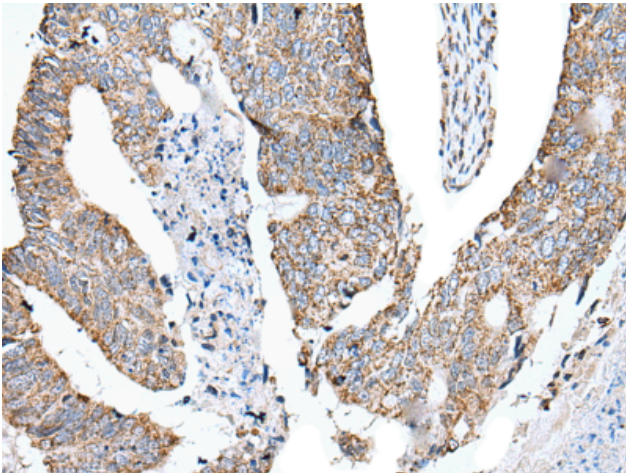
Purification: Antigen affinity purification

Species Reactivity: Human

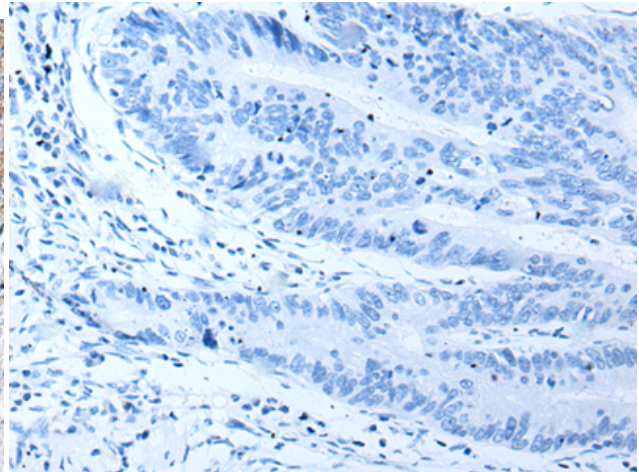
Constituents: PBS (without Mg²⁺ and Ca²⁺), pH 7.4, 150 mM NaCl, 0.05% Sodium Azide and 40% glycerol

Research Areas: Cell Biology

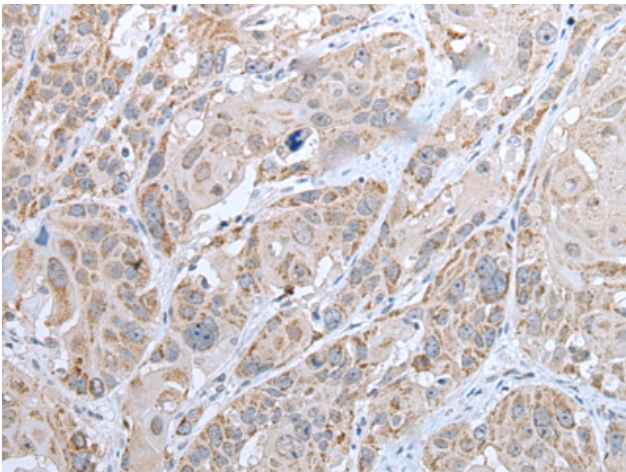
Storage & Shipping: Store at -20°C. Avoid repeated freezing and thawing



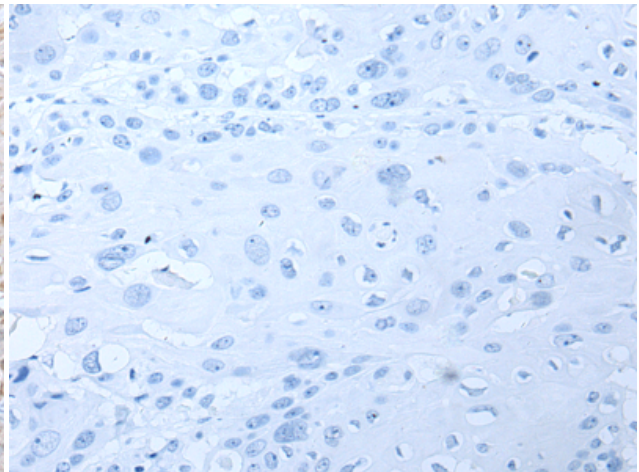
Immunohistochemistry analysis of paraffin embedded Human colorectal cancer tissue using 221222(DEFB104A Antibody) at a dilution of 1/35(Secreted).



In comparison with the IHC on the left, the same paraffin-embedded Human colorectal cancer tissue is first treated with the synthetic peptide and then with 221222(Anti-DEFB104A Antibody) at dilution 1/35.



The image on the left is immunohistochemistry of paraffin-embedded Human esophagus cancer tissue using 221222(Anti-DEFB104A Antibody) at a dilution of 1/35.



In comparison with the IHC on the left, the same paraffin-embedded Human esophagus cancer tissue is first treated with synthetic peptide and then with D262728(Anti-DEFB104A Antibody) at dilution 1/35.