

## DDAH2 RABBIT PAB

**Cat.#:** S220496

**Product Name:** Anti-DDAH2 Rabbit Polyclonal Antibody

**Synonyms:** G6a; DDAH; NG30; DDAHII

**UNIPROT ID:** O95865 (Gene Accession - NP\_039268 )

**Background:** This gene belongs to the dimethylarginine dimethylaminohydrolase (DDAH) gene family. The encoded enzyme plays a role in nitric oxide generation by regulating cellular concentrations of methylarginines, which in turn inhibit nitric oxide synthase activity.

**Immunogen:** Synthetic peptide of human DDAH2

**Applications:** ELISA, WB, IHC

**Recommended Dilutions:** IHC: 25-100;WB: 200-1000;ELISA: 1000-2000

**Host Species:** Rabbit

**Clonality:** Rabbit Polyclonal

**Isotype:** Immunogen-specific rabbit IgG

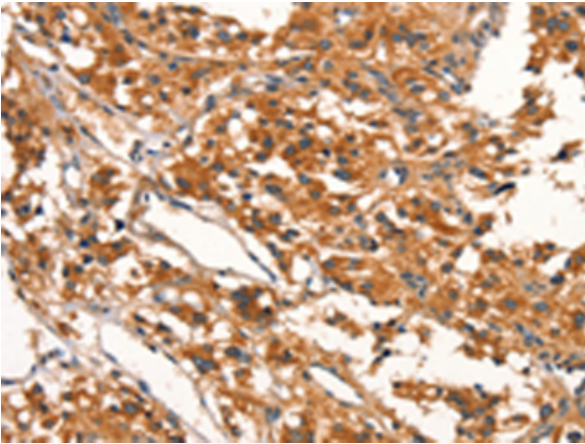
**Purification:** Antigen affinity purification

**Species Reactivity:** Human, Mouse, Rat

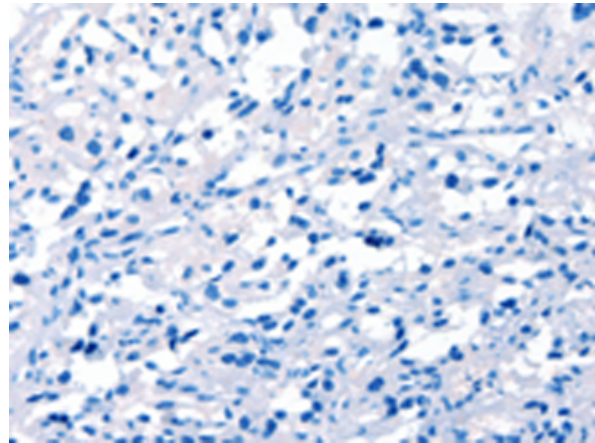
**Constituents:** PBS (without Mg<sup>2+</sup> and Ca<sup>2+</sup>), pH 7.4, 150 mM NaCl, 0.05% Sodium Azide and 40% glycerol

**Research Areas:** Neuroscience

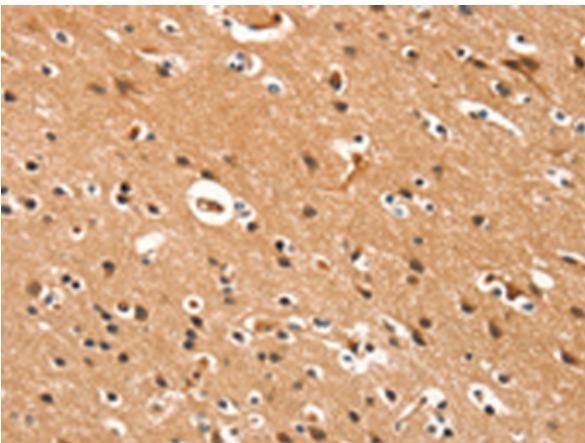
**Storage & Shipping:** Store at -20°C. Avoid repeated freezing and thawing



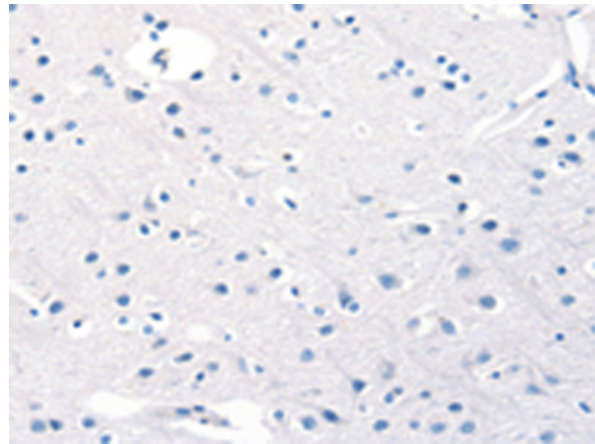
Immunohistochemistry analysis of paraffin embedded Human thyroid cancer tissue using 220496(DDAH2 Antibody) at a dilution of 1/15(Cytoplasm).




In comparison with the IHC on the left, the same paraffin-embedded Human thyroid cancer tissue is first treated with the synthetic peptide and then with 220496(Anti-DDAH2 Antibody) at dilution 1/15.



The image on the left is immunohistochemistry of paraffin-embedded Human brain tissue using 220496(Anti-DDAH2 Antibody) at a dilution of 1/15.



In comparison with the IHC on the left, the same paraffin-embedded Human brain tissue is first treated with synthetic peptide and then with D261609(Anti-DDAH2 Antibody) at dilution 1/15.



Gel: 10%SDS-PAGE, Lysate: 40 µg;  
Lane: Human fetal brain tissue;  
Primary antibody: 220496(DDAH2 Antibody) at dilution 1/300;  
Secondary antibody: Goat anti rabbit IgG at 1/8000 dilution;  
Exposure time: 30 seconds



# Product Description

Pioneering GTPase and Oncogene Product Development since 2010

---