

DCP1B RABBIT PAB

Cat.#: S218578

Product Name: Anti-DCP1B Rabbit Polyclonal Antibody

Synonyms: DCP1

UNIPROT ID: Q8IZD4 (Gene Accession - BC043437)

Background: This gene encodes a member of a family of proteins that function in removing the 5' cap from mRNAs, which is a step in regulated mRNA decay. This protein localizes to cytoplasmic foci which are the site of mRNA breakdown and turnover. Alternative splicing results in multiple transcript variants.

Immunogen: Fusion protein of human DCP1B

Applications: ELISA, WB, IHC

Recommended Dilutions: IHC: 50-200;WB: 500-2000;ELISA: 2000-5000

Host Species: Rabbit

Clonality: Rabbit Polyclonal

Isotype: Immunogen-specific rabbit IgG

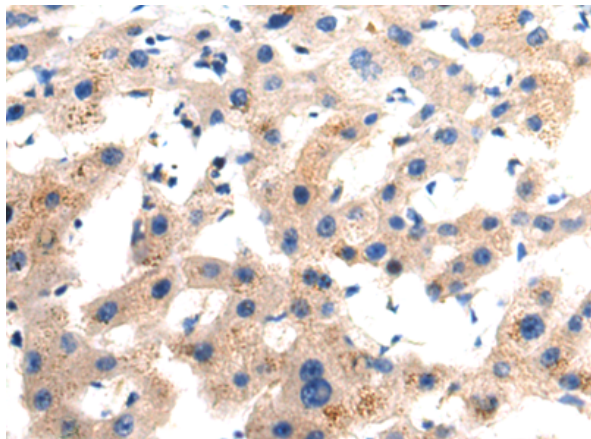
Purification: Antigen affinity purification

Species Reactivity: Human

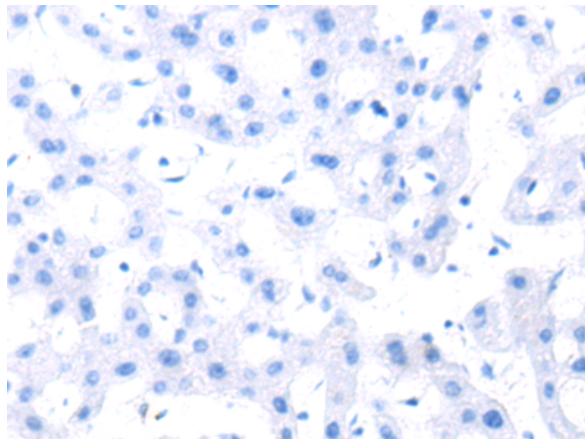
Constituents: PBS (without Mg²⁺ and Ca²⁺), pH 7.4, 150 mM NaCl, 0.05% Sodium Azide and 40% glycerol

Research Areas: Epigenetics and Nuclear Signaling

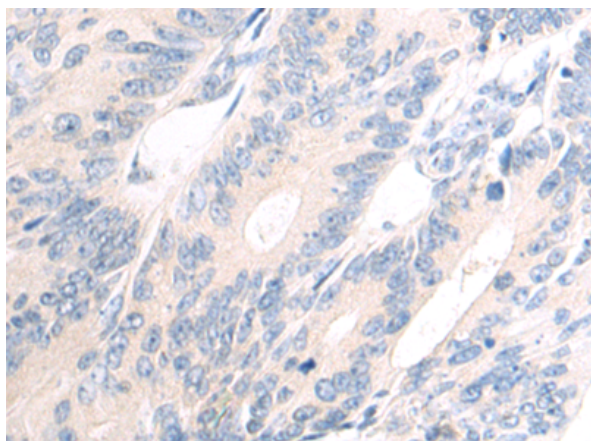
Storage & Shipping: Store at -20°C. Avoid repeated freezing and thawing



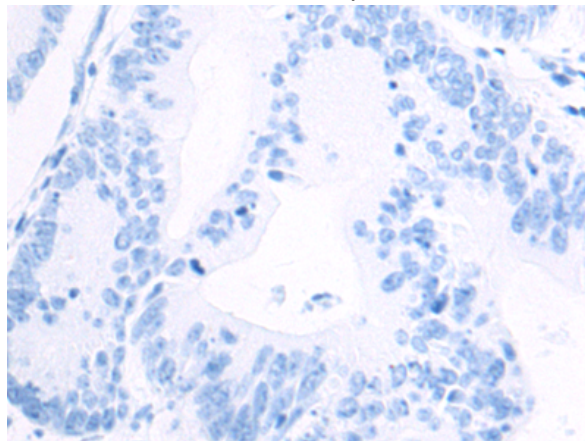
Immunohistochemistry analysis of paraffin embedded Human liver cancer tissue using 218578(DCPIB Antibody) at a dilution of 1/70(Cytoplasm).



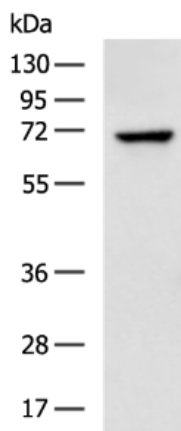
In comparison with the IHC on the left, the same paraffin-embedded Human liver cancer tissue is first treated with the fusion protein and then with 218578(Anti-DCPIB Antibody) at dilution 1/70.



The image on the left is immunohistochemistry of paraffin-embedded Human colorectal cancer tissue using 218578(Anti-DCPIB Antibody) at a dilution of 1/70.



In comparison with the IHC on the left, the same paraffin-embedded Human colorectal cancer tissue is first treated with fusion protein and then with D224745(Anti-DCPIB Antibody) at dilution 1/70.



Gel: 8%SDS-PAGE, Lysate: 40 µg;
Lane: Ramos cell lysate;
Primary antibody: 218578(DCPIB Antibody) at dilution 1/800;
Secondary antibody: HRP-conjugated Goat anti rabbit IgG at 1/5000 dilution;
Exposure time: 1 minute



Product Description

Pioneering GTPase and Oncogene Product Development since 2010
