

CYTOKERATIN 8 (10A5) MOUSE MAB

Cat.#: N261217

Product Name: Anti-Cytokeratin 8 (10A5) Mouse Monoclonal Antibody

Synonyms: KRT8; CYK8; Keratin; type II cytoskeletal 8; Cytokeratin-8; CK-8; Keratin-8; K8; Type-II keratin Kb8

UNIPROT ID: P05787

Background: Together with KRT19, helps to link the contractile apparatus to dystrophin at the costameres of striated muscle. K8 a type II cytoskeletal keratin. The keratins are intermediate filament proteins responsible for the structural integrity of epithelial cells and are subdivided into cytokeratins and hair keratins.

Immunogen: Synthetic Peptide of CK8

Applications: ICC/IF, WB, IHC-P

Recommended Dilutions: WB: 1/500-1/1000 IHC: 1/50-1/100 IF: 1/50-1/200

Host Species: Mouse

Clonality: Mouse Monoclonal

Clone ID: 10A5-7C10-6B7

MW: Calculated MW: 54 kDa; Observed MW: 54 kDa

Isotype: IgG1

Purification: Affinity Purified

Species Reactivity: Human, Mouse, Rat


Conjugation: Unconjugated

Modification: Unmodified

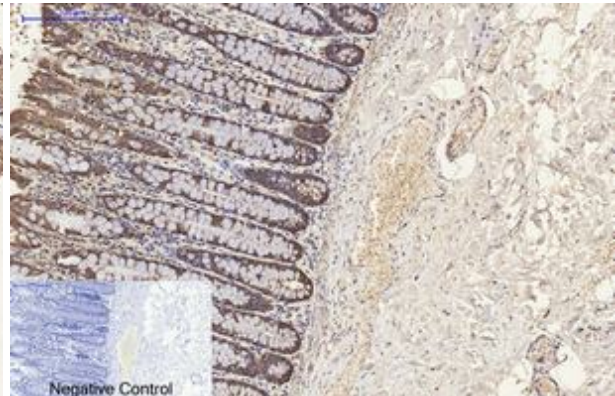
Constituents: PBS (without Mg²⁺ and Ca²⁺), pH 7.3 containing 50% glycerol, 0.5% BSA and 0.02% sodium azide

Research Areas: Signal Transduction

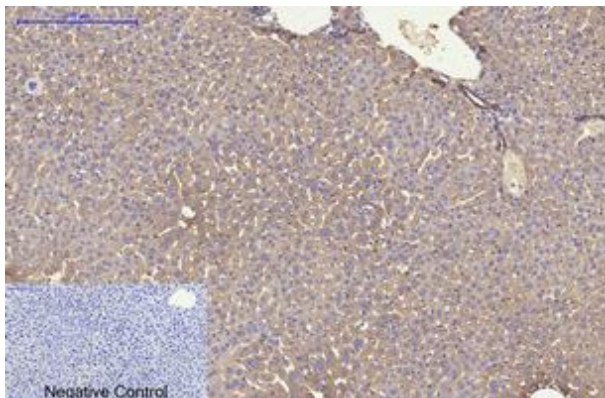
Storage & Shipping: Store at -20°C. Avoid repeated freezing and thawing




Immunohistochemical analysis of paraffin-embedded Human tonsils using Cytokeratin 8 (10A5) antibody. High-pressure and temperature Sodium Citrate pH 6.0 was used for antigen retrieval. Negative control was used by secondary antibody only.



Immunohistochemistry analysis of paraffin-embedded Human colon tissue using Cytokeratin 8 (10A5) antibody. High-pressure and temperature Sodium Citrate pH 6.0 was used for antigen retrieval. Negative control was used by secondary antibody only.



Immunohistochemistry analysis of paraffin-embedded mouse liver tissue using CK8 antibody. High-pressure and temperature Sodium Citrate pH 6.0 was used for antigen retrieval. Negative control was used by secondary antibody only.



Western blot analysis of Cytokeratin 8 (10A5) in HeLa, mouse Brain lysates using Cytokeratin 8 (10A5) antibody.