

COX8A RABBIT PAB

Cat.#: S216280

Product Name: Anti-COX8A Rabbit Polyclonal Antibody

Synonyms: CO_x COX8, VIII, COX8L, COX8-2, VIII-L

UNIPROT ID: P10176 (Gene Accession - BC063025)

Background: The protein encoded by this gene is the terminal enzyme of the respiratory chain, coupling the transfer of electrons from cytochrome c to molecular oxygen, with the concomitant production of a proton electrochemical gradient across the inner mitochondrial membrane. In addition to 3 mitochondrially encoded subunits, which perform the catalytic function, the eukaryotic enzyme contains nuclear-encoded smaller subunits, ranging in number from 4 in some organisms to 10 in mammals. It has been proposed that nuclear-encoded subunits may be involved in the modulation of the catalytic function. This gene encodes one of the nuclear-encoded subunits.

Immunogen: Fusion protein of human COX8A

Applications: ELISA, IHC

Recommended Dilutions: IHC: Oct-50; ELISA: 1000-5000

Host Species: Rabbit

Clonality: Rabbit Polyclonal

Isotype: Immunogen-specific rabbit IgG

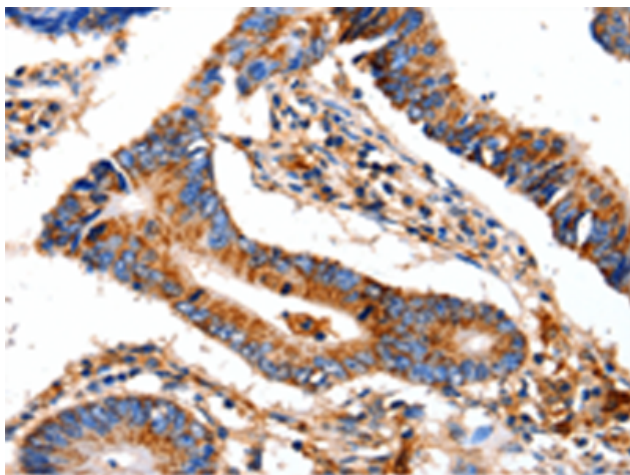
Purification: Antigen affinity purification

Species Reactivity: Human

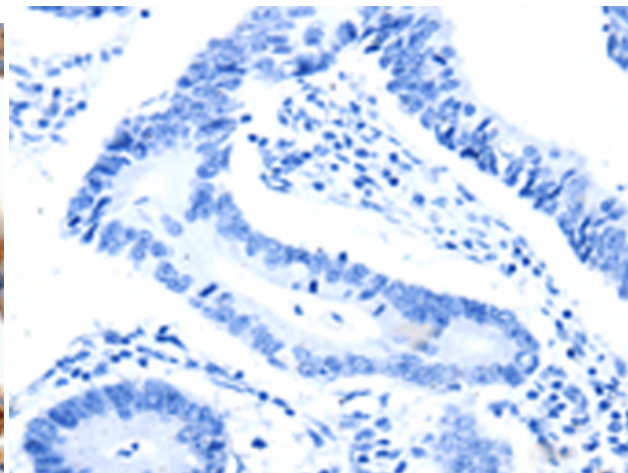
Constituents: PBS (without Mg²⁺ and Ca²⁺), pH 7.4, 150 mM NaCl, 0.05% Sodium Azide and 40% glycerol

Research Areas: Metabolism

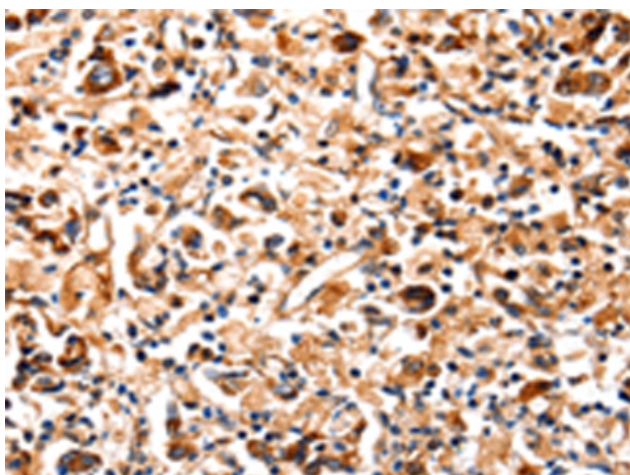
Storage & Shipping: Store at -20°C. Avoid repeated freezing and thawing



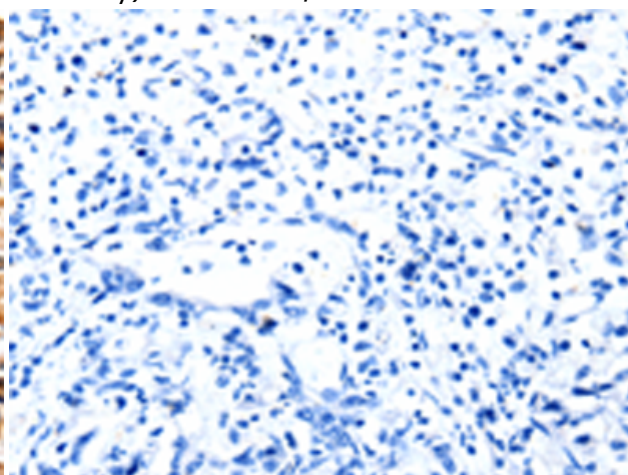
Immunohistochemistry analysis of paraffin embedded Human colon cancer tissue using 216280(COX8A Antibody) at a dilution of 1/12(Cytoplasm).



In comparison with the IHC on the left, the same paraffin-embedded Human colon cancer tissue is first treated with the fusion protein and then with 216280(Anti-COX8A Antibody) at dilution 1/12.



The image on the left is immunohistochemistry of paraffin-embedded Human gastric cancer tissue using 216280(Anti-COX8A Antibody) at a dilution of 1/12.



In comparison with the IHC on the left, the same paraffin-embedded Human gastric cancer tissue is first treated with fusion protein and then with D220119(Anti-COX8A Antibody) at dilution 1/12.