

COLLAGEN V ALPHA 2 RABBIT PAB

Cat.#: N225041

Product Name: Anti-Collagen V alpha 2 Rabbit pAb

Synonyms: COL5A2; Collagen alpha-2(V) chain

UNIPROT ID: P05997

Background: Type V collagen is a member of group I collagen (fibrillar forming collagen).

Immunogen: The antiserum was produced against synthesized peptide derived from the N-terminal region of human COL5A2. AA range:1-50

Applications: WB,IHC-P,ELISA

Recommended Dilutions: WB: 1/500-1/1000 IHC: 1/50-1/100 ELISA: 1/10000

Host Species: Rabbit

Clonality: Rabbit Polyclonal

Clone ID: -

MW: Calculated MW: 145 kDa; Observed MW: 145 kDa

Isotype: IgG

Purification: Affinity Purified

Species Reactivity: Human

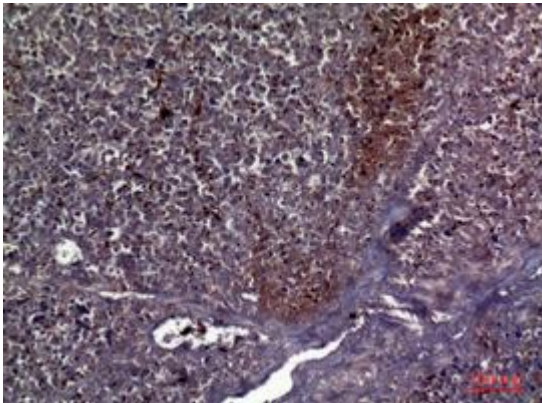
Conjugation: Unconjugated

Modification: Unmodified

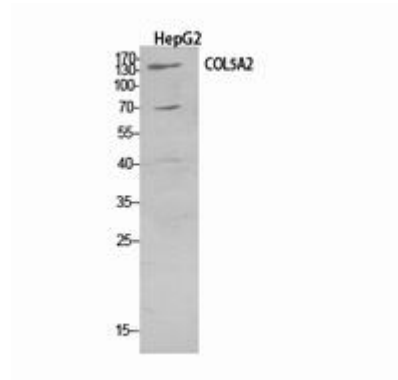
Constituents: PBS (without Mg²⁺ and Ca²⁺), pH 7.3 containing 50% glycerol, 0.5% BSA and 0.02% sodium azide

Research Areas: Cell Biology

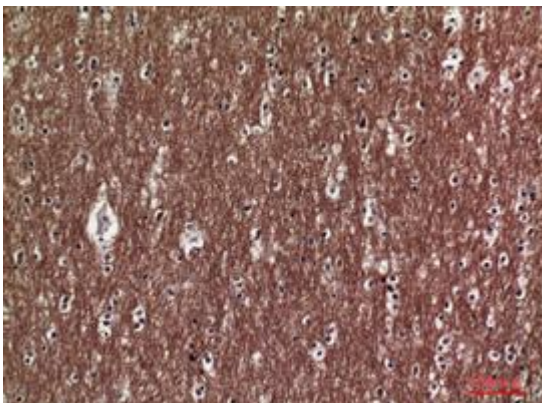
Storage & Shipping: Store at -20°C. Avoid repeated freezing and thawing



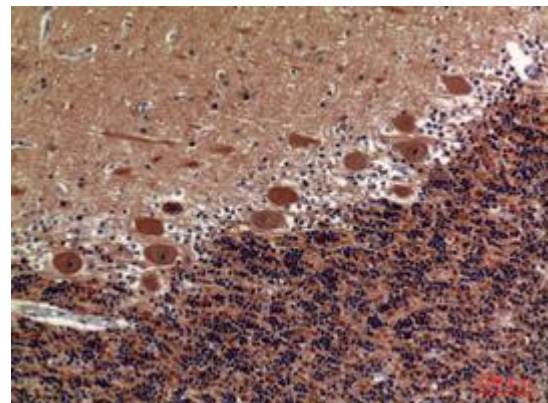
Immunohistochemistry analysis of paraffin-embedded Human pancreas using Collagen V alpha 2 antibody. High-pressure and temperature Sodium Citrate pH 6.0 was used for antigen retrieval.



Western blot analysis of Collagen V alpha 2 in HepG2 lysates using Collagen V alpha 2 antibody.



Immunohistochemistry analysis of paraffin-embedded Human brain using Collagen V alpha 2 antibody. High-pressure and temperature Sodium Citrate pH 6.0 was used for antigen retrieval.



Immunohistochemistry analysis of paraffin-embedded Human brain using Collagen V alpha 2 antibody. High-pressure and temperature Sodium Citrate pH 6.0 was used for antigen retrieval.