

CDC34 RABBIT PAB

Cat.#: S220449

Product Name: Anti-CDC34 Rabbit Polyclonal Antibody

Synonyms: UBC3; UBCH3; UBE2R1; E2-CDC34

UNIPROT ID: P49427 (Gene Accession - NP_004350)

Background: The protein encoded by this gene is a member of the ubiquitin-conjugating enzyme family. Ubiquitin-conjugating enzyme catalyzes the covalent attachment of ubiquitin to other proteins. This protein is a part of the large multiprotein complex which is required for ubiquitin-mediated degradation of cell cycle G1 regulators, and for the initiation of DNA replication.

Immunogen: Synthetic peptide of human CDC34

Applications: ELISA, WB, IHC

Recommended Dilutions: IHC: 100-300;WB: 500-2000;ELISA: 2000-10000

Host Species: Rabbit

Clonality: Rabbit Polyclonal

Isotype: Immunogen-specific rabbit IgG

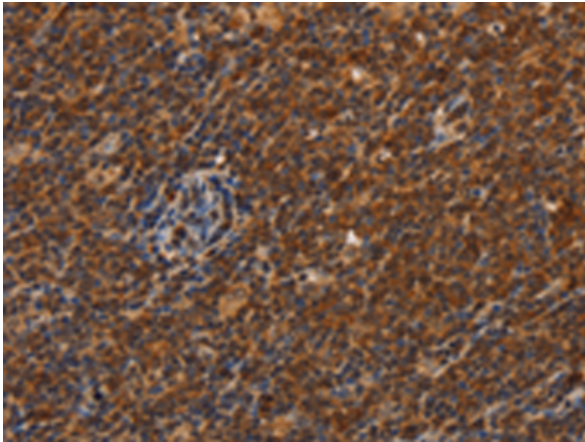
Purification: Antigen affinity purification

Species Reactivity: Human, Mouse


Constituents: PBS (without Mg²⁺ and Ca²⁺), pH 7.4, 150 mM NaCl, 0.05% Sodium Azide and 40% glycerol

Research Areas: Epigenetics and Nuclear Signaling

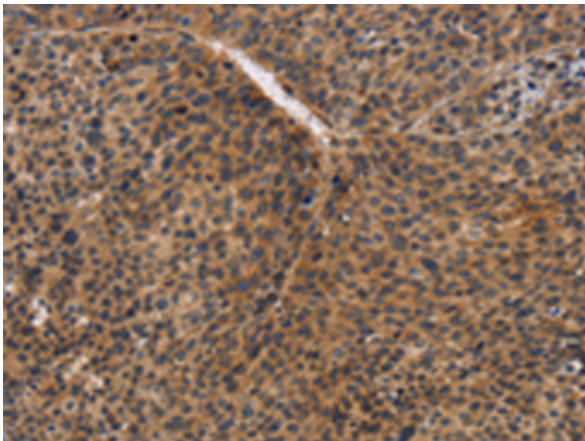
Storage & Shipping: Store at -20°C. Avoid repeated freezing and thawing



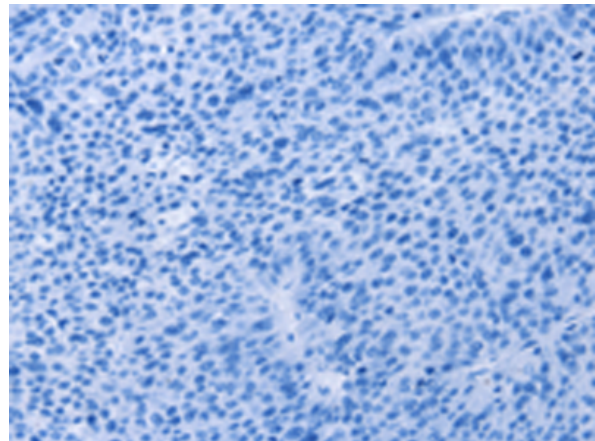
Immunohistochemistry analysis of paraffin embedded Human Lymphoma tissue using 220449(CDC34 Antibody) at a dilution of 1/50(Cytoplasm).



In comparison with the IHC on the left, the same paraffin-embedded Human Lymphoma tissue is first treated with the synthetic peptide and then with 220449(Anti-CDC34 Antibody) at dilution 1/50.



The image on the left is immunohistochemistry of paraffin-embedded Human liver cancer tissue using 220449(Anti-CDC34 Antibody) at a dilution of 1/50.



In comparison with the IHC on the left, the same paraffin-embedded Human liver cancer tissue is first treated with synthetic peptide and then with D261544(Anti-CDC34 Antibody) at dilution 1/50.



Gel: 15%SDS-PAGE, Lysate: 40 µg;
Lane 1-2: HeLa cells, A431 cells;
Primary antibody: 220449(CDC34 Antibody) at dilution 1/900;
Secondary antibody: Goat anti rabbit IgG at 1/8000 dilution;
Exposure time: 1 minute



Product Description

Pioneering GTPase and Oncogene Product Development since 2010
