

## CD44 (2H12) MOUSE MAB

**Cat.#:** N261094

**Product Name:** Anti-CD44 (2H12) Mouse Monoclonal Antibody

**Synonyms:** CD44; LHR; MDU2; MDU3; MIC4; CD44 antigen; CDw44; Epican; Extracellular matrix receptor III; ECMR-III; GP90 lymphocyte homing/adhesion receptor; HUTCH-I; Heparan sulfate proteoglycan; Hermes antigen; Hyaluronate receptor; Phagocytic glycop

**UNIPROT ID:** P16070

**Background:** Receptor for hyaluronic acid (HA). Mediates cell-cell and cell-matrix interactions through its affinity for HA, and possibly also through its affinity for other ligands such as osteopontin, collagens, and matrix metalloproteinases (MMPs). Adhesion with HA plays an important role in cell migration, tumor growth and progression.

**Immunogen:** Purified recombinant human CD44 protein fragments expressed in E.coli.

**Applications:** WB,IHC-F,IHC-P,ICC/IF,IP

**Recommended Dilutions:** WB: 1/500-1/1000 IHC: 1/50-1/100 IF: 1/50-1/200 IP: 1/20

**Host Species:** Mouse

**Clonality:** Mouse Monoclonal

**Clone ID:** 2H12-E7-G7

**MW:** Calculated MW: 82 kDa; Observed MW: 82 kDa

**Isotype:** IgG1

**Purification:** Affinity Purified

**Species Reactivity:** Human

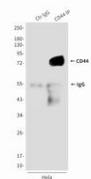
**Conjugation:** Unconjugated

**Modification:** Unmodified

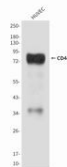
**Constituents:** PBS (without Mg<sup>2+</sup> and Ca<sup>2+</sup>), pH 7.3 containing 50% glycerol, 0.5% BSA and 0.02% sodium azide

**Research Areas:** Immunology

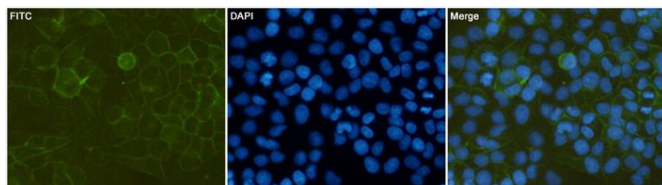
**Storage & Shipping:** Store at -20°C. Avoid repeated freezing and thawing



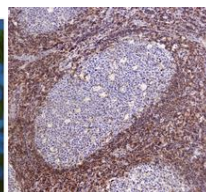
Immunoprecipitation analysis of CD44 (2H12) in HeLa lysates using CD44 antibody.



Western blot analysis of CD44 in HUVEC lysates using CD44 antibody.



Immunofluorescence analysis of CD44 (2H12) in HeLa cells using CD44 antibody (green), and DAPI (blue)



Immunohistochemistry analysis of paraffin-embedded Human tonsils using CD44 (2H12) antibody. High-pressure and temperature Sodium Citrate pH 6.0 was used for antigen retrieval.