

CD241 RABBIT PAB

Cat.#: N225008

Product Name: Anti-CD241 Rabbit pAb

Synonyms: RHAG; RH50; Ammonium transporter Rh type A; Erythrocyte membrane glycoprotein Rh50; Erythrocyte plasma membrane 50 kDa glycoprotein; Rh50A; Rhesus blood group family type A glycoprotein; Rh family type A glycoprotein; Rh type A glycoprotein; Rhesus blood group-associated ammonia channel; Rhesus blood group-associated glycoprotein; CD241

UNIPROT ID: Q02094

Background: Associated with rhesus blood group antigen expression.

Immunogen: The antiserum was produced against synthesized peptide derived from the N-terminal region of human RHAG. AA range:1-50

Applications: WB,IHC-P,ELISA

Recommended Dilutions: WB: 1/500-1/1000 IHC: 1/50-1/100 ELISA: 1/10000

Host Species: Rabbit

Clonality: Rabbit Polyclonal

Clone ID: -

MW: Calculated MW: 44 kDa; Observed MW: 44 kDa

Isotype: IgG

Purification: Affinity Purified

Species Reactivity: Human

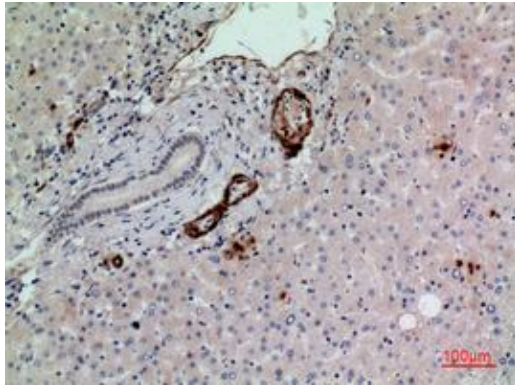
Conjugation: Unconjugated

Modification: Unmodified

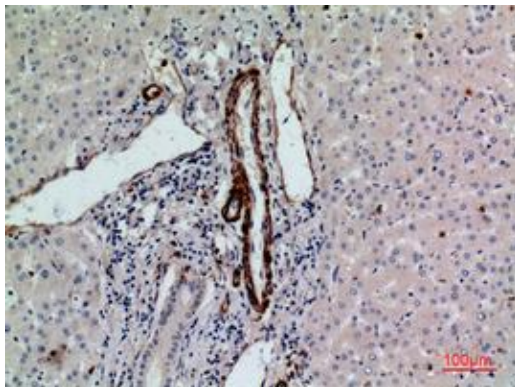
Constituents: PBS (without Mg²⁺ and Ca²⁺), pH 7.3 containing 50% glycerol, 0.5% BSA and 0.02% sodium azide

Research Areas: Cardiovascular

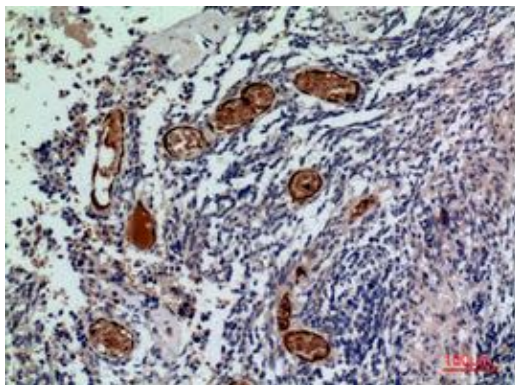
Storage & Shipping: Store at -20°C. Avoid repeated freezing and thawing



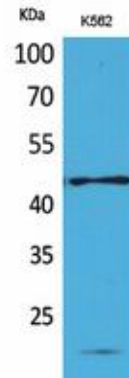
Immunohistochemistry analysis of paraffin-embedded Human liver using CD241 antibody. High-pressure and temperature Sodium Citrate pH 6.0 was used for antigen retrieval.



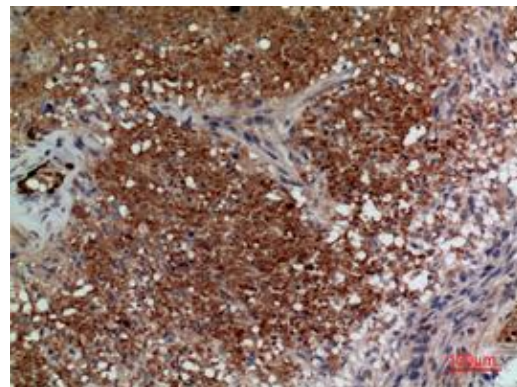
Immunohistochemistry analysis of paraffin-embedded Human liver using CD241 antibody. High-pressure and temperature Sodium Citrate pH 6.0 was used for antigen retrieval.



Immunohistochemistry analysis of paraffin-embedded Human brain using CD241 antibody. High-pressure and temperature Sodium Citrate pH 6.0 was used for antigen retrieval.



Western blot analysis of CD241 in K562 lysates using CD241 antibody.



Immunohistochemistry analysis of paraffin-embedded Human brain using CD241 antibody. High-pressure and temperature Sodium Citrate pH 6.0 was used for antigen retrieval.



Product Description

Pioneering GTPase and Oncogene Product Development since 2010
