

ASPARAGINE SYNTHETASE RABBIT MAB

Cat.#: N261592

Product Name: Anti-Asparagine Synthetase Rabbit Monoclonal Antibody

Synonyms: TS11; ASNSD; ASNS; Asparagine synthetase [glutamine-hydrolyzing]

UNIPROT ID: P08243

Background: The protein encoded by this gene is involved in the synthesis of asparagine. This gene complements a mutation in the temperature-sensitive hamster mutant ts11, which blocks progression through the G1 phase of the cell cycle at nonpermissive temperature. Alternatively spliced transcript variants have been described for this gene.

Immunogen: A synthetic peptide of human Asparagine synthetase

Applications: WB,IHC-P

Recommended Dilutions: WB: 1/500-1/1000 IHC: 1/50-1/100

Host Species: Rabbit

Clonality: Rabbit Monoclonal

Clone ID: R05-9E5

MW: Calculated MW: 64 kDa; Observed MW: 64 kDa

Isotype: IgG

Purification: Affinity Purified

Species Reactivity: Human,Rat

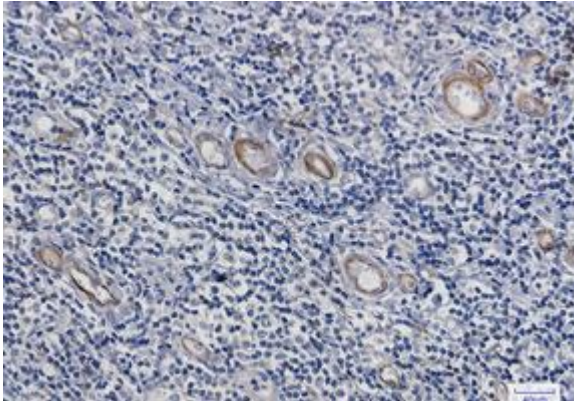
Conjugation: Unconjugated

Modification: Unmodified


Constituents: PBS (without Mg²⁺ and Ca²⁺), pH 7.3 containing 50% glycerol, 0.5% BSA and 0.02% sodium azide

Research Areas: Signal Transduction


Storage & Shipping: Store at -20°C. Avoid repeated freezing and thawing



Immunohistochemistry analysis of paraffin-embedded Human tonsil using Asparagine synthetase antibody. High-pressure and temperature Sodium Citrate pH 6.0 was used for antigen retrieval.



Western blot analysis of Asparagine Synthetase in rat pancreas lysates using Asparagine Synthetase antibody.



Western blot analysis of Asparagine Synthetase in K562, HeLa lysates using Asparagine Synthetase antibody.