

ASNS RABBIT PAB

Cat.#: S217175

Product Name: Anti-ASNS Rabbit Polyclonal Antibody

Synonyms: TS11

UNIPROT ID: P08243 (Gene Accession - BC014621)

Background: The protein encoded by this gene is involved in the synthesis of asparagine. This gene complements a mutation in the temperature-sensitive hamster mutant ts11, which blocks progression through the G1 phase of the cell cycle at nonpermissive temperature. Alternatively spliced transcript variants have been described for this gene.

Immunogen: Fusion protein of human ASNS

Applications: ELISA, WB, IHC

Recommended Dilutions: IHC: 50-200;WB: 500-2000;ELISA: 1000-5000

Host Species: Rabbit

Clonality: Rabbit Polyclonal

Isotype: Immunogen-specific rabbit IgG

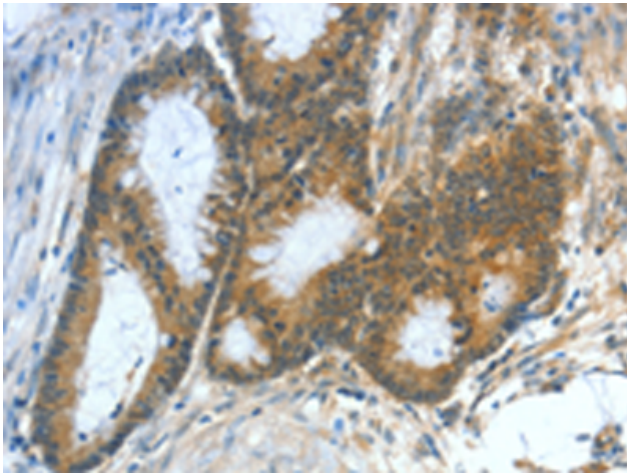
Purification: Antigen affinity purification

Species Reactivity: Human, Mouse, Rat

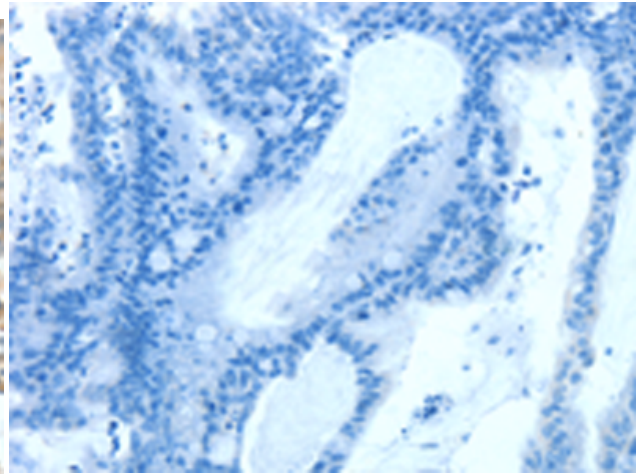
Constituents: PBS (without Mg²⁺ and Ca²⁺), pH 7.4, 150 mM NaCl, 0.05% Sodium Azide and 40% glycerol

Research Areas: Metabolism, Cancer

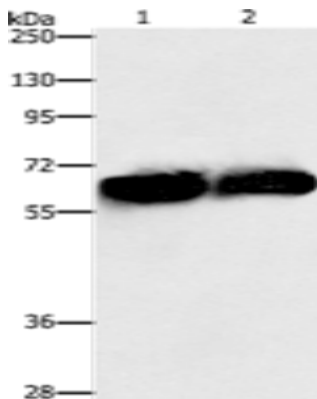
Storage & Shipping: Store at -20°C. Avoid repeated freezing and thawing



Immunohistochemistry analysis of paraffin embedded Human colon cancer tissue using 217175(ASNS Antibody) at a dilution of 1/50(Cytoplasm).



In comparison with the IHC on the left, the same paraffin-embedded Human colon cancer tissue is first treated with the fusion protein and then with 217175(Anti-ASNS Antibody) at dilution 1/50.



Gel: 15%SDS-PAGE, Lysate: 40 μ g;
Lane 1-2: Lovo cells, 231 cells;
Primary antibody: 217175(ASNS Antibody) at dilution 1/1000;
Secondary antibody: Goat anti rabbit IgG at 1/8000 dilution;
Exposure time: 1 minute