

APLNR RABBIT PAB

Cat.#: S216344

Product Name: Anti-APLNR Rabbit Polyclonal Antibody

Synonyms: APJ; APJR; HG11; AGTRL1

UNIPROT ID: P35414 (Gene Accession - BC032688)

Background: This gene encodes a member of the G protein-coupled receptor gene family. The encoded protein is related to the angiotensin receptor, but is actually an apelin receptor that inhibits adenylate cyclase activity and plays a counter-regulatory role against the pressure action of angiotensin II by exerting hypertensive effect. It functions in the cardiovascular and central nervous systems, in glucose metabolism, in embryonic and tumor angiogenesis and as a human immunodeficiency virus (HIV-1) coreceptor. Two transcript variants resulting from alternative splicing have been identified.

Immunogen: Fusion protein of human APLNR

Applications: ELISA, IHC

Recommended Dilutions: IHC: 50-200; ELISA: 1000-5000

Host Species: Rabbit

Clonality: Rabbit Polyclonal

Isotype: Immunogen-specific rabbit IgG

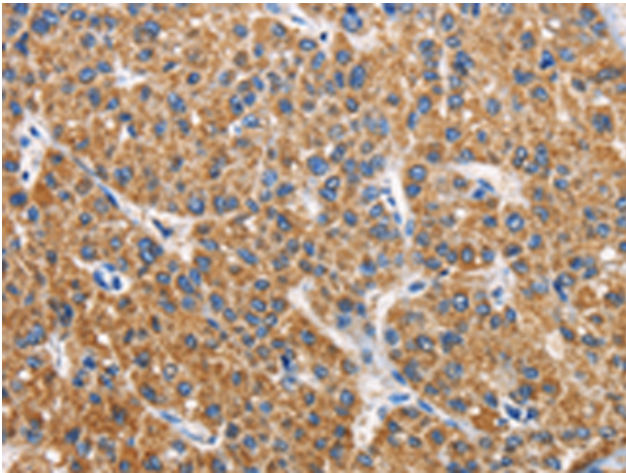
Purification: Antigen affinity purification

Species Reactivity: Human, Mouse, Rat

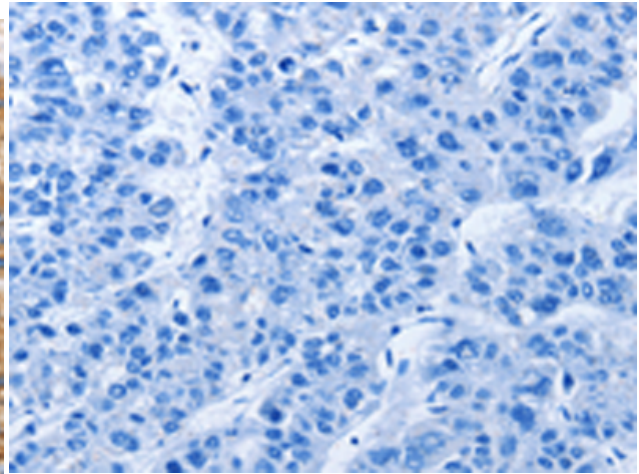
Constituents: PBS (without Mg²⁺ and Ca²⁺), pH 7.4, 150 mM NaCl, 0.05% Sodium Azide and 40% glycerol

Research Areas: Signal Transduction, Metabolism, Neuroscience, Cardiovascular

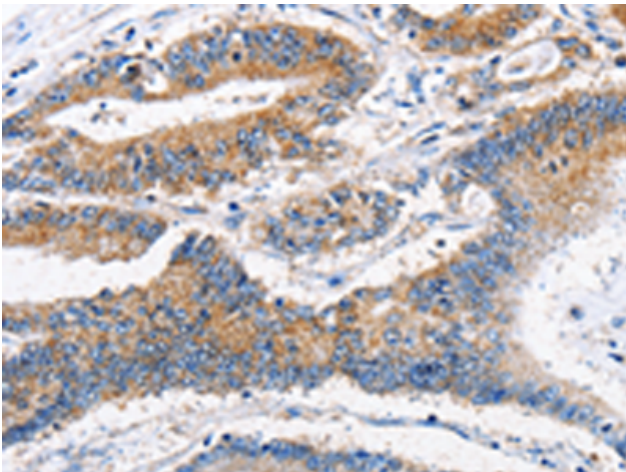
Storage & Shipping: Store at -20°C. Avoid repeated freezing and thawing



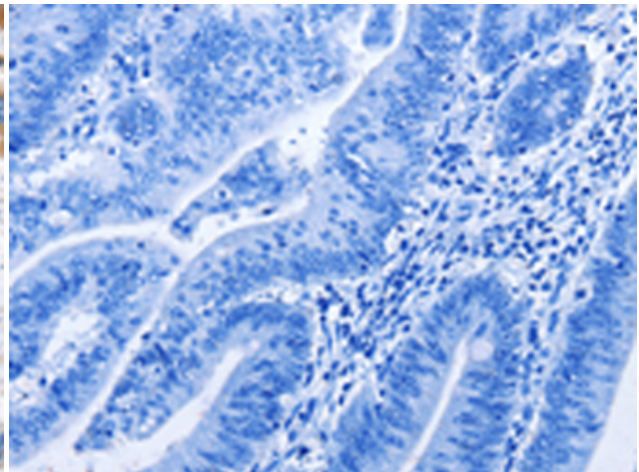
Immunohistochemistry analysis of paraffin embedded Human liver cancer tissue using 216344 (APLNR Antibody) at a dilution of 1/40 (Cytoplasm).



In comparison with the IHC on the left, the same paraffin-embedded Human liver cancer tissue is first treated with the fusion protein and then with 216344 (Anti-APLNR Antibody) at dilution 1/40.



The image on the left is immunohistochemistry of paraffin-embedded Human colon cancer tissue using 216344 (Anti-APLNR Antibody) at a dilution of 1/40.



In comparison with the IHC on the left, the same paraffin-embedded Human colon cancer tissue is first treated with fusion protein and then with D220247 (Anti-APLNR Antibody) at dilution 1/40.