

AOC3 RABBIT PAB

Cat.#: S211741

Product Name: Anti-AOC3 Rabbit Polyclonal Antibody

Synonyms: HPAO; SSAO; VAP1; VAP-1

UNIPROT ID: Q16853 (Gene Accession - BC050549)

Background: This gene encodes a member of the semicarbazide-sensitive amine oxidase family. Copper amine oxidases catalyze the oxidative conversion of amines to aldehydes in the presence of copper and quinone cofactor. The encoded protein is localized to the cell surface, has adhesive properties as well as monoamine oxidase activity, and may be involved in leukocyte trafficking. Alterations in levels of the encoded protein may be associated with many diseases, including diabetes mellitus. A pseudogene of this gene has been described and is located approximately 9-kb downstream on the same chromosome. Alternative splicing results in multiple transcript variants.

Immunogen: Fusion protein of human AOC3

Applications: ELISA, WB, IHC

Recommended Dilutions: IHC: 50-100;WB: 500-2000;ELISA: 5000-10000

Host Species: Rabbit

Clonality: Rabbit Polyclonal

Isotype: Immunogen-specific rabbit IgG

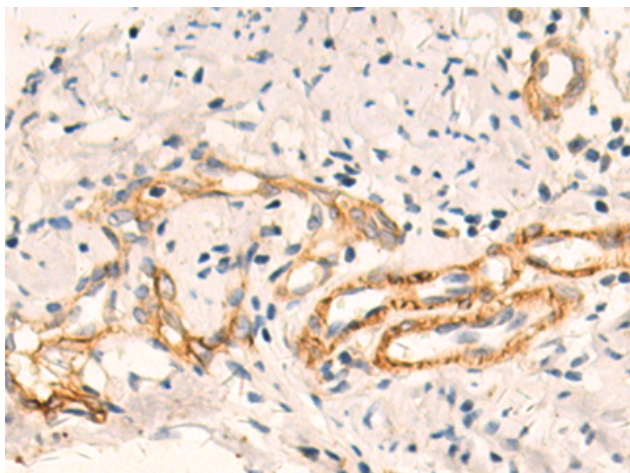
Purification: Antigen affinity purification

Species Reactivity: Human, Mouse, Rat

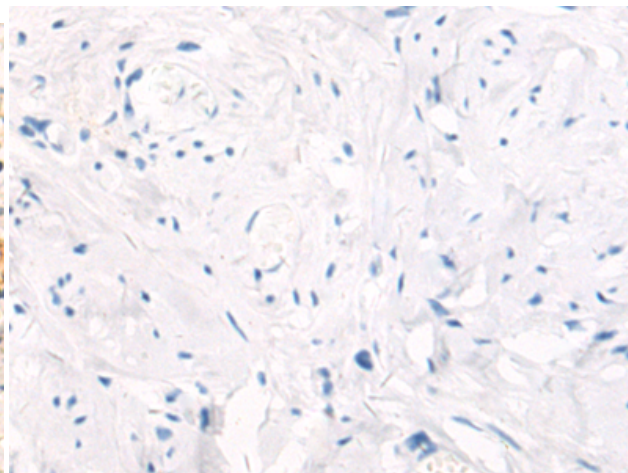
Constituents: PBS (without Mg²⁺ and Ca²⁺), pH 7.4, 150 mM NaCl, 0.05% Sodium Azide and 40% glycerol

Research Areas: Signal Transduction, Neuroscience

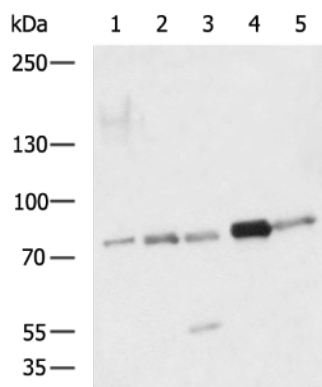
Storage & Shipping: Store at -20°C. Avoid repeated freezing and thawing



Immunohistochemistry analysis of paraffin embedded Human cervical cancer tissue using 211741(AOC3 Antibody) at a dilution of 1/55(Cytoplasm).



In comparison with the IHC on the left, the same paraffin-embedded Human cervical cancer tissue is first treated with the fusion protein and then with 211741(Anti-AOC3 Antibody) at dilution 1/55.



Gel: 6%SDS-PAGE, Lysate: 40 μ g;
 Lane 1-5: K562 cell, HepG2 cell, Mouse heart tissue, Mouse liver tissue, Jurkat cell lysates;
 Primary antibody: 211741(AOC3 Antibody) at dilution 1/800;
 Secondary antibody: HRP-conjugated Goat anti rabbit IgG at 1/5000 dilution;
 Exposure time: 5 seconds