

ANXA3 RABBIT PAB

Cat.#: S210127

Product Name: Anti-ANXA3 Rabbit Polyclonal Antibody

Synonyms: ANX3

UNIPROT ID: P12429 (Gene Accession - BC000871)

Background: This gene encodes a member of the annexin family. Members of this calcium-dependent phospholipid-binding protein family play a role in the regulation of cellular growth and in signal transduction pathways. This protein functions in the inhibition of phospholipase A2 and cleavage of inositol 1,2-cyclic phosphate to form inositol 1-phosphate. This protein may also play a role in anti-coagulation.

Immunogen: Fusion protein of human ANXA3

Applications: ELISA, WB, IHC

Recommended Dilutions: IHC: 50-200;WB: 500-2000;ELISA: 2000-5000

Host Species: Rabbit

Clonality: Rabbit Polyclonal

Isotype: Immunogen-specific rabbit IgG

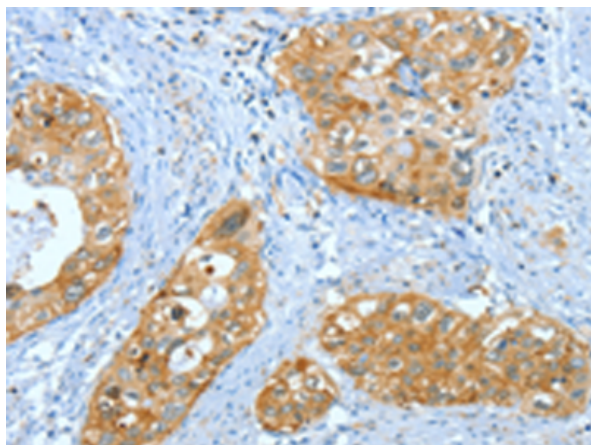
Purification: Antigen affinity purification

Species Reactivity: Human, Mouse, Rat

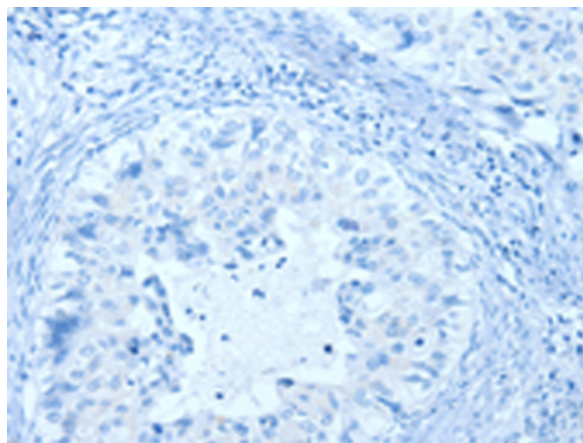
Constituents: PBS (without Mg²⁺ and Ca²⁺), pH 7.4, 150 mM NaCl, 0.05% Sodium Azide and 40% glycerol

Research Areas: Signal Transduction

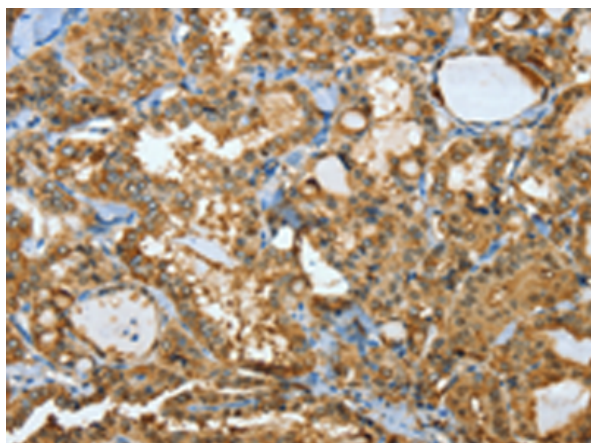
Storage & Shipping: Store at -20°C. Avoid repeated freezing and thawing



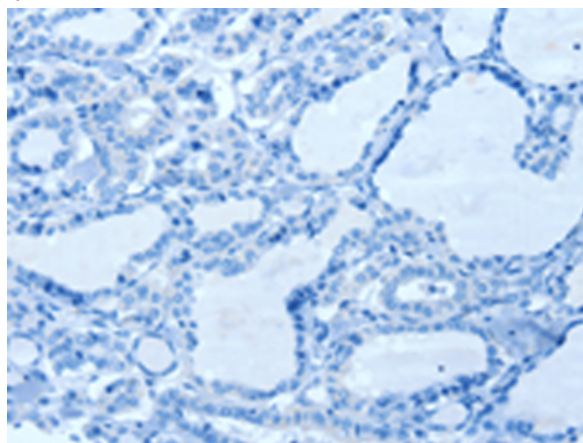
Immunohistochemistry analysis of paraffin embedded Human cervical cancer tissue using 210127(ANXA3 Antibody) at a dilution of 1/35(Cytoplasm).



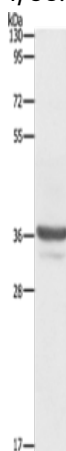
In comparison with the IHC on the left, the same paraffin-embedded Human cervical cancer tissue is first treated with the fusion protein and then with 210127(Anti-ANXA3 Antibody) at dilution 1/35.



The image on the left is immunohistochemistry of paraffin-embedded Human thyroid cancer tissue using 210127(Anti-ANXA3 Antibody) at a dilution of 1/35.



In comparison with the IHC on the left, the same paraffin-embedded Human thyroid cancer tissue is first treated with fusion protein and then with D120219(Anti-ANXA3 Antibody) at dilution 1/35.



Gel: 10%SDS-PAGE, Lysate: 40 µg;
Lane: Lovo cells;
Primary antibody: 210127(ANXA3 Antibody) at dilution 1/650;
Secondary antibody: Goat anti rabbit IgG at 1/8000 dilution;
Exposure time: 1 second



Product Description

Pioneering GTPase and Oncogene Product Development since 2010
