

ANXA2R RABBIT PAB

Cat.#: S220394

Product Name: Anti-ANXA2R Rabbit Polyclonal Antibody

Synonyms: AX2R; AXIIR; C5orf39

UNIPROT ID: Q3ZCQ2 (Gene Accession - NP_001014301)

Background: ANXA2R (annexin-2 receptor), also known as AX2R or C5orf39, is a 193 amino acid protein that is widely expressed and may act as an annexin II receptor on marrow stromal cells to induce osteoclast formation. In addition, ANXA2R is highly expressed in lymphocytes and is also found in resting CD4⁺ and CD8⁺ T cells. The gene encoding ANXA2R maps to human chromosome 5, which contains 181 million base pairs and comprises nearly 6% of the human genome. Chromosome 5 is associated with Cockayne syndrome through the ERCC8 gene and familial adenomatous polyposis through the adenomatous polyposis coli (APC) tumor suppressor gene. Treacher Collins syndrome is also chromosome 5-associated and is caused by insertions or deletions within the TCOF1 gene.

Immunogen: Synthetic peptide of human ANXA2R

Applications: ELISA, IHC

Recommended Dilutions: IHC: 25-100; ELISA: 1000-2000

Host Species: Rabbit

Clonality: Rabbit Polyclonal

Isotype: Immunogen-specific rabbit IgG


Purification: Antigen affinity purification

Species Reactivity: Human

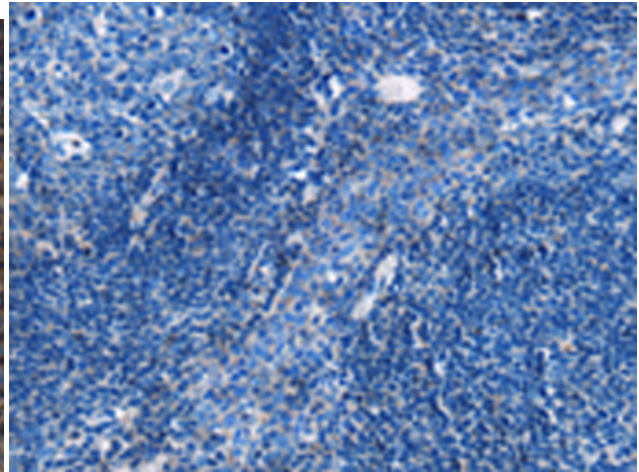
Constituents: PBS (without Mg²⁺ and Ca²⁺), pH 7.4, 150 mM NaCl, 0.05% Sodium Azide and 40% glycerol

Research Areas: Cancer

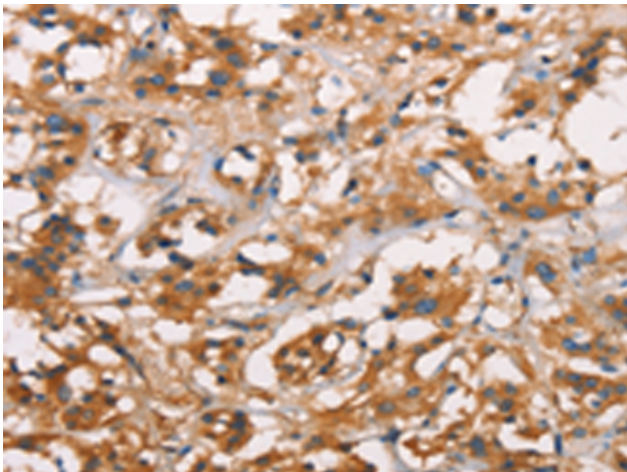
Storage & Shipping: Store at -20°C. Avoid repeated freezing and thawing



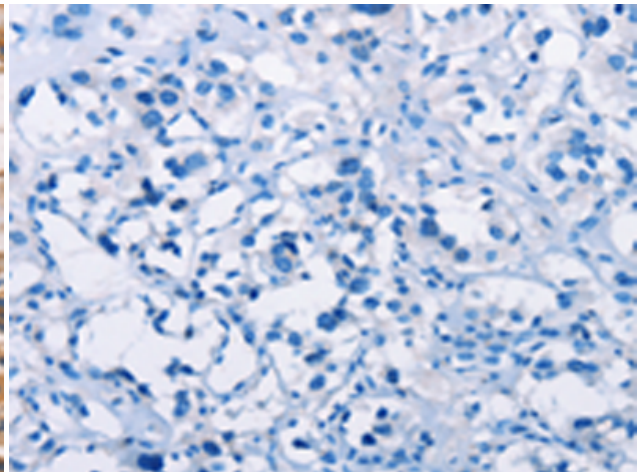
Immunohistochemistry analysis of paraffin-embedded Human tonsil tissue using 220394 (ANXA2R Antibody) at a dilution of 1/25 (Cytoplasm).



In comparison with the IHC on the left, the same paraffin-embedded Human tonsil tissue is first treated with the synthetic peptide and then with 220394 (Anti-ANXA2R Antibody) at dilution 1/25.



The image on the left is immunohistochemistry of paraffin-embedded Human thyroid cancer tissue using 220394 (Anti-ANXA2R Antibody) at a dilution of 1/25.



In comparison with the IHC on the left, the same paraffin-embedded Human thyroid cancer tissue is first treated with synthetic peptide and then with D261473 (Anti-ANXA2R Antibody) at dilution 1/25.