

ANNEXIN 4 RABBIT MAB

Cat.#: N263220

Product Name: Anti-Annexin 4 Rabbit Monoclonal Antibody

Synonyms: AIV; AnnexinA4; AnnexinIV; ANX 4; ANX A4; ANX4; ANXA4; Chromobindin4; EndonexinI; LipocortinIV; P32.5; P33/41; PAPII; PIG28; PP4X; Protein II; Xanx-4; ZAP36

UNIPROT ID: P09525

Background: Calcium/phospholipid-binding protein which promotes membrane fusion and is involved in exocytosis.

Immunogen: Recombinant protein of human Annexin-4/ANXA4

Applications: WB,IHC-F,IHC-P,ICC/IF

Recommended Dilutions: WB: 1/500-1/1000 IHC: 1/50-1/100 IF: 1/50-1/200

Host Species: Rabbit

Clonality: Rabbit Monoclonal

Clone ID: R04-3H8

MW: Calculated MW: 36 kDa; Observed MW: 36 kDa

Isotype: IgG

Purification: Affinity Purified

Species Reactivity: Human,Mouse,Rat,Hamster

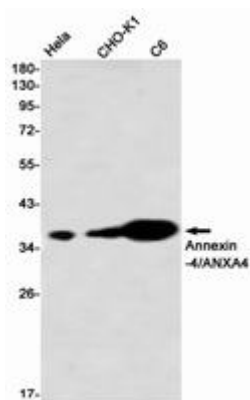
Conjugation: Unconjugated

Modification: Unmodified

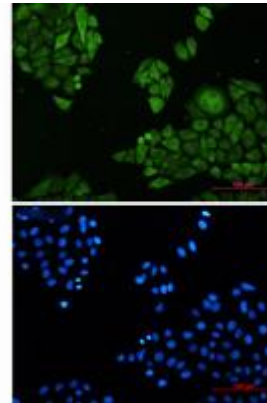
Constituents: PBS (without Mg²⁺ and Ca²⁺), pH 7.3 containing 50% glycerol, 0.5% BSA and 0.02% sodium azide

Research Areas: Cardiovascular


Storage & Shipping: Store at -20°C. Avoid repeated freezing and thawing



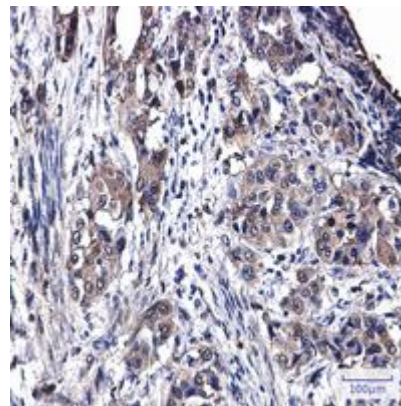
Western blot analysis of Annexin A4 in Hela, CHO-K1, C6 lysates using Annexin A4 antibody



Immunocytochemistry analysis of Annexin 4 (green) in Hela using Annexin 4 antibody, and DAPI (blue).



Western blot analysis of Annexin4/ANXA4 in mouse kidney, mouse lung lysates using Annexin4/ANXA4 antibody.



Immunohistochemistry analysis of paraffin-embedded Human lung cancer using Annexin4/ANXA4 antibody. High-pressure and temperature Sodium Citrate pH 6.0 was used for antigen retrieval.