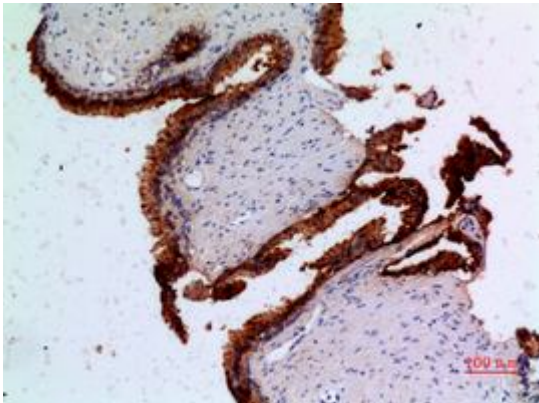



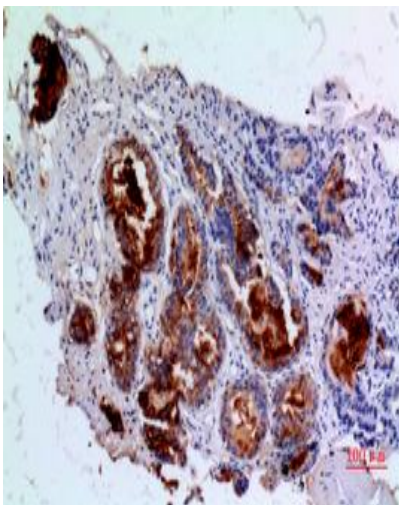
ANGIOPOIETIN 1 RABBIT PAB**Cat.#:** N225065**Product Name:** Anti-Angiopoietin 1 Rabbit pAb**Synonyms:** ANGPT1; KIAA0003; Angiopoietin-1; ANG-1**UNIPROT ID:** Q15389**Background:** Binds and activates TEK/TIE2 receptor by inducing its dimerization and tyrosine phosphorylation. Plays an important role in the regulation of angiogenesis, endothelial cell survival, proliferation, migration, adhesion and cell spreading, reorganization of the actin cytoskeleton, but also maintenance of vascular quiescence. Required for normal angiogenesis and heart development during embryogenesis. After birth, activates or inhibits angiogenesis, depending on the context.**Immunogen:** The antiserum was produced against synthesized peptide derived from the N-terminal region of human ANGPT1. AA range:1-50**Applications:** WB,IHC-P,ELISA**Recommended Dilutions:** WB: 1/500-1/1000 IHC: 1/50-1/100 ELISA: 1/10000**Host Species:** Rabbit**Clonality:** Rabbit Polyclonal**Clone ID:** -**MW:** Calculated MW: 58 kDa; Observed MW: 58 kDa**Isotype:** IgG**Purification:** Affinity Purified**Species Reactivity:** Human,Rat**Conjugation:** Unconjugated**Modification:** Unmodified**Constituents:** PBS (without Mg²⁺ and Ca²⁺), pH 7.3 containing 50% glycerol, 0.5% BSA and 0.02% sodium azide**Research Areas:** Cancer**Storage & Shipping:** Store at -20°C. Avoid repeated freezing and thawing



Immunohistochemistry analysis of paraffin-embedded Human prostaticcancer using Angiopoietin 1 antibody. High-pressure and temperature Sodium Citrate pH 6.0 was used for antigen retrieval.



Western blot analysis of Angiopoietin 1 in A549, K562 lysates using Angiopoietin 1 antibody.



Immunohistochemistry analysis of paraffin-embedded Human prostaticcancer using Angiopoietin 1 antibody. High-pressure and temperature Sodium Citrate pH 6.0 was used for antigen retrieval.