

AKAP7 RABBIT PAB

Cat.#: S216963

Product Name: Anti-AKAP7 Rabbit Polyclonal Antibody

Synonyms: AKAP15; AKAP18

UNIPROT ID: O43687 (Gene Accession - BC016927)

Background: This gene encodes a member of the A-kinase anchoring protein (AKAP) family, a group of functionally related proteins that bind to a regulatory subunit (RII) of cAMP-dependent protein kinase A (PKA) and target the enzyme to specific subcellular compartments. AKAPs have a common RII-binding domain, but contain different targeting motifs responsible for directing PKA to distinct intracellular locations.

Immunogen: Fusion protein of human AKAP7

Applications: ELISA, WB, IHC

Recommended Dilutions: IHC: 15-50;WB: 200-1000;ELISA: 1000-2000

Host Species: Rabbit

Clonality: Rabbit Polyclonal

Isotype: Immunogen-specific rabbit IgG

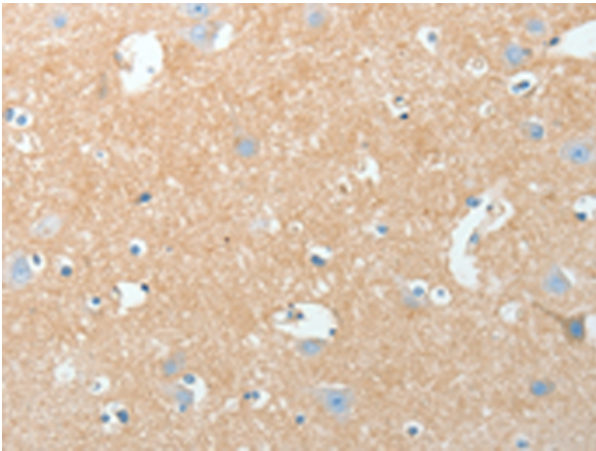
Purification: Antigen affinity purification

Species Reactivity: Human

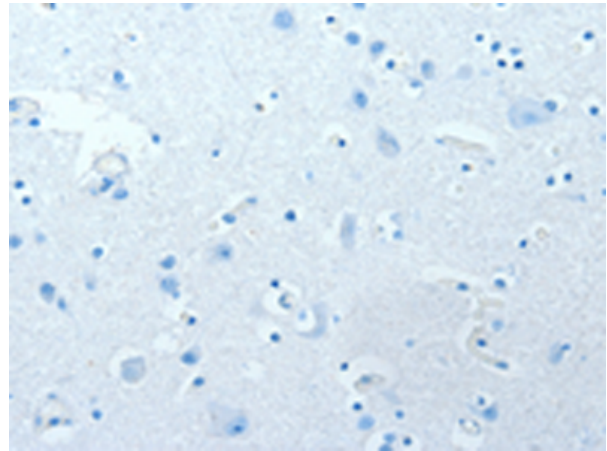
Constituents: PBS (without Mg²⁺ and Ca²⁺), pH 7.4, 150 mM NaCl, 0.05% Sodium Azide and 40% glycerol

Research Areas: Signal Transduction

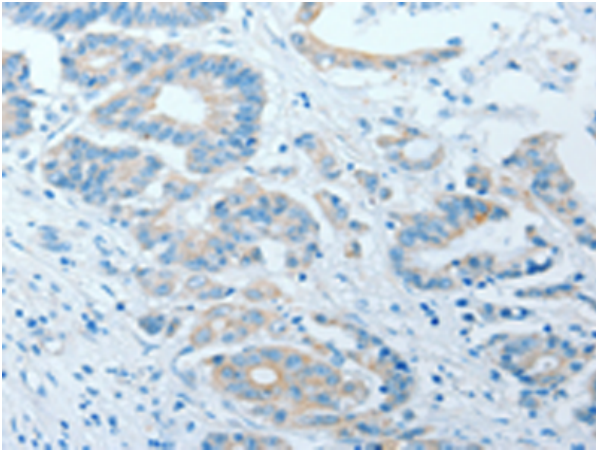
Storage & Shipping: Store at -20°C. Avoid repeated freezing and thawing



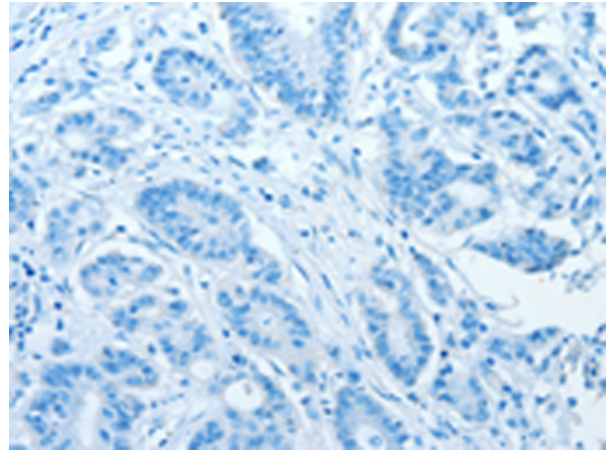
Immunohistochemistry analysis of paraffin embedded Human brain tissue using 216963(AKAP7 Antibody) at a dilution of 1/15(Cytoplasm).




In comparison with the IHC on the left, the same paraffin-embedded Human brain tissue is first treated with the fusion protein and then with 216963(Anti-AKAP7 Antibody) at dilution 1/15.



The image on the left is immunohistochemistry of paraffin-embedded Human colon cancer tissue using 216963(Anti-AKAP7 Antibody) at a dilution of 1/15.



In comparison with the IHC on the left, the same paraffin-embedded Human colon cancer tissue is first treated with fusion protein and then with D221551(Anti-AKAP7 Antibody) at dilution 1/15.



Gel: 12%SDS-PAGE, Lysate: 40 µg;
Lane: Human bladder carcinoma tissue;
Primary antibody: 216963(AKAP7 Antibody) at dilution 1/200;
Secondary antibody: Goat anti rabbit IgG at 1/8000 dilution;
Exposure time: 30 seconds



Product Description

Pioneering GTPase and Oncogene Product Development since 2010
