

ADK RABBIT MAB

Cat.#: N263211

Product Name: Anti-ADK Rabbit Monoclonal Antibody

Synonyms: ADK; Adenosine kinase; AK; Adenosine 5'-phosphotransferase

UNIPROT ID: P55263

Background: ATP dependent phosphorylation of adenosine and other related nucleoside analogs to monophosphate derivatives. Serves as a potential regulator of concentrations of extracellular adenosine and intracellular adenine nucleotides.

Immunogen: Recombinant protein of human ADK

Applications: WB,IHC-P

Recommended Dilutions: WB: 1/500-1/1000 IHC: 1/50-1/100

Host Species: Rabbit

Clonality: Rabbit Monoclonal

Clone ID: R05-0G0

MW: Calculated MW: 41 kDa; Observed MW: 41 kDa

Isotype: IgG

Purification: Affinity Purified

Species Reactivity: Human,Mouse,Rat

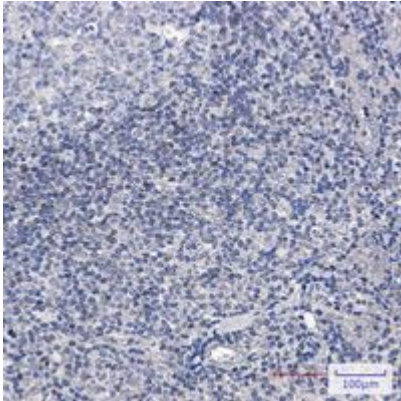
Conjugation: Unconjugated

Modification: Unmodified


Constituents: PBS (without Mg²⁺ and Ca²⁺), pH 7.3 containing 50% glycerol, 0.5% BSA and 0.02% sodium azide

Research Areas: Signal Transduction

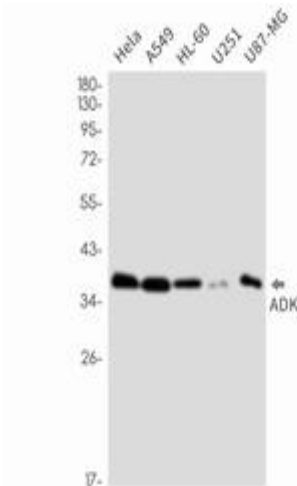
Storage & Shipping: Store at -20°C. Avoid repeated freezing and thawing



Immunohistochemistry analysis of paraffin-embedded Human tonsil using ADK antibody. High-pressure and temperature Sodium Citrate pH 6.0 was used for antigen retrieval.



Western blot analysis of ADK in PC-12, Raw264.7 lysates using ADK antibody.



Western blot analysis of ADK in HeLa, A549, HL-60, U251, U87-MG lysates using ADK antibody.