

## ADCY5/6 RABBIT PAB

**Cat.#:** N225427

**Product Name:** Anti-ADCY5/6 Rabbit pAb

**Synonyms:** ADCY5; Adenylate cyclase type 5; ATP pyrophosphate-lyase 5; Adenylate cyclase type V; Adenylyl cyclase 5; ADCY6; KIAA0422; Adenylate cyclase type 6; ATP pyrophosphate-lyase 6; Adenylate cyclase type VI; Adenylyl cyclase 6; Ca(2+)-inhibitabl

**UNIPROT ID:** O95622/O43306

**Background:** ADCY5 encodes a member (adenylate cyclase 5) of the membrane-bound adenylyl cyclase enzymes. Adenylyl cyclases mediate G protein-coupled receptor signaling through the synthesis of the second messenger cAMP. Activity of the encoded protein is stimulated by the Gs alpha subunit of G protein-coupled receptors and is inhibited by protein kinase A, calcium and Gi alpha subunits. Single nucleotide polymorphisms in this gene may be associated with low birth weight and type 2 diabetes. Alternatively spliced transcript variants that encode different isoforms have been observed for ADCY5.

**Immunogen:** The antiserum was produced against synthesized peptide derived from human ADCY5/6. AA range:931-980

**Applications:** WB,IHC-F,IHC-P,ICC/IF,ELISA

**Recommended Dilutions:** WB: 1/500-1/1000 IHC: 1/50-1/100 IF: 1/50-1/200  
ELISA: 1/10000

**Host Species:** Rabbit

**Clonality:** Rabbit Polyclonal

**Clone ID:** -

**MW:** Calculated MW: 139 kDa; Observed MW: 139 kDa

**Isotype:** IgG

**Purification:** Affinity Chromatography

**Species Reactivity:** Human,Mouse,Rat

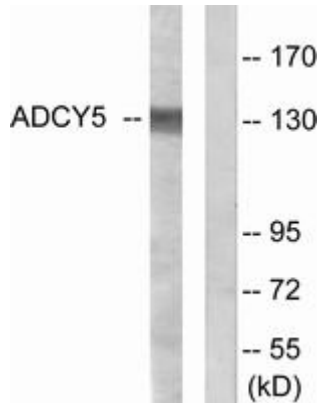
**Conjugation:** Unconjugated

**Modification:** Unmodified

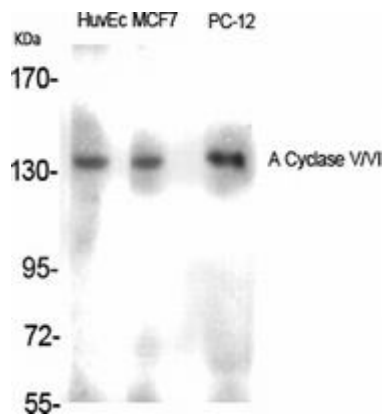
**Constituents:** PBS (without Mg<sup>2+</sup> and Ca<sup>2+</sup>), pH 7.3 containing 50% glycerol, 0.5% BSA and 0.02% sodium azide

**Research Areas:** Signal Transduction


**Storage & Shipping:** Store at -20°C. Avoid repeated freezing and thawing



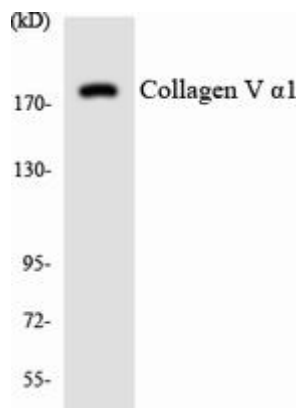
Western blot analysis of ADCY5/6 in COLO205 lysates using ADCY5/6 antibody. The lane on the right is blocked with the synthesized peptide.



Western blot analysis of ADCY5/6 in various lysates using ADCY5/6 antibody.



Western blot analysis of ADCY5/6 in COLO205 lysates using A Cyclase V/VI antibody.



Western blot analysis of ADCY5/6 in HUVEC lysates using ADCY5/6 antibody.