

ABHD12 RABBIT PAB

Cat.#: S216902

Product Name: Anti-ABHD12 Rabbit Polyclonal Antibody

Synonyms: PHARC; ABHD12A; BEM46L2; C20orf22; dJ965G21.2

UNIPROT ID: Q8N2K0 (Gene Accession - BC014049)

Background: This gene encodes an enzyme that catalyzes the hydrolysis of 2-arachidonoyl glycerol (2-AG), the main endocannabinoid lipid transmitter that acts on cannabinoid receptors, CB1 and CB2. The endocannabinoid system is involved in a wide range of physiological processes, including neurotransmission, mood, appetite, pain appreciation, addiction behavior, and inflammation. Mutations in this gene are associated with the neurodegenerative disease, PHARC (polyneuropathy, hearing loss, ataxia, retinitis pigmentosa, and cataract), resulting from an inborn error of endocannabinoid metabolism. Alternatively spliced transcript variants encoding different isoforms have been noted for this gene.

Immunogen: Fusion protein of human ABHD12

Applications: ELISA, IHC

Recommended Dilutions: IHC: 25-100; ELISA: 2000-5000

Host Species: Rabbit

Clonality: Rabbit Polyclonal

Isotype: Immunogen-specific rabbit IgG

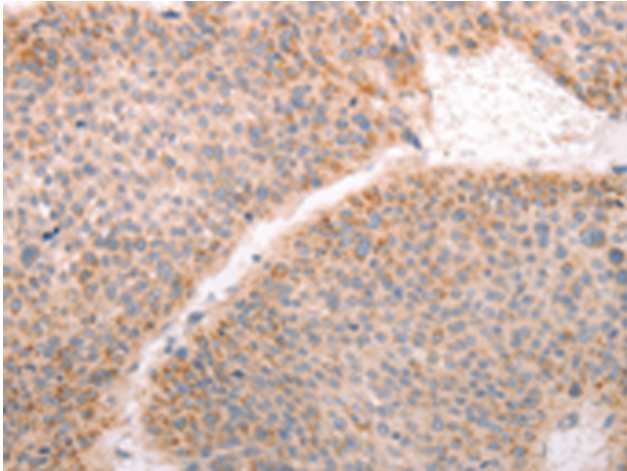
Purification: Antigen affinity purification

Species Reactivity: Human, Mouse, Rat

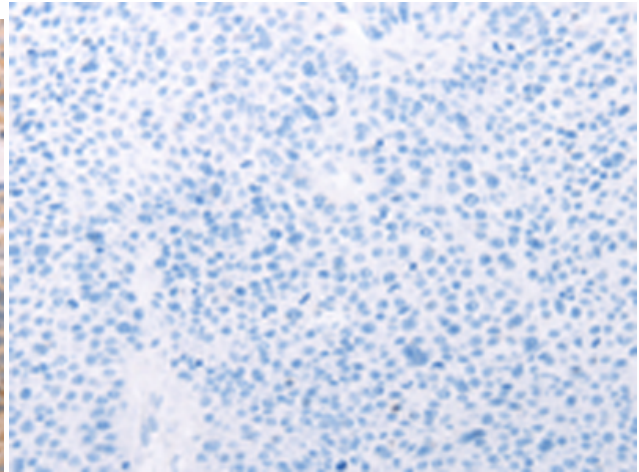
Constituents: PBS (without Mg²⁺ and Ca²⁺), pH 7.4, 150 mM NaCl, 0.05% Sodium Azide and 40% glycerol

Research Areas: Metabolism

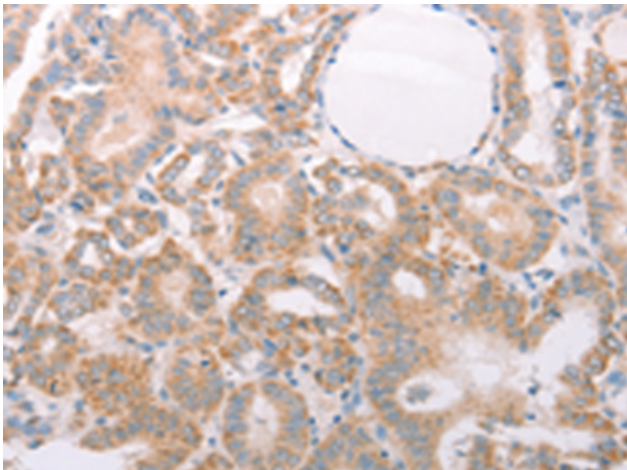
Storage & Shipping: Store at -20°C. Avoid repeated freezing and thawing



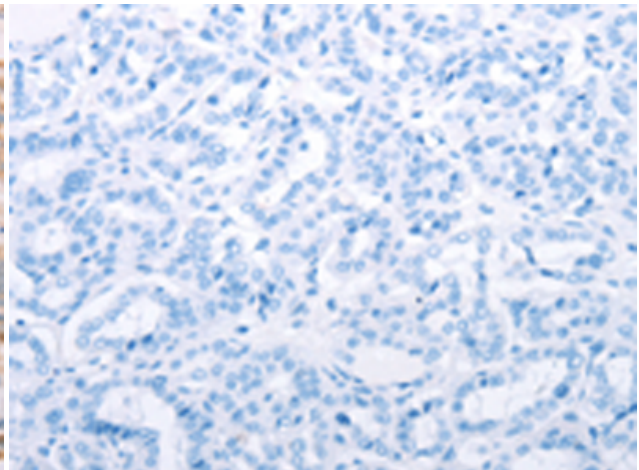
Immunohistochemistry analysis of paraffin embedded Human thyroid cancer tissue using 216902(ABHD12 Antibody) at a dilution of 1/30(Cytoplasm).



In comparison with the IHC on the left, the same paraffin-embedded Human thyroid cancer tissue is first treated with the fusion protein and then with 216902(Anti-ABHD12 Antibody) at dilution 1/30.



The image on the left is immunohistochemistry of paraffin-embedded Human liver cancer tissue using 216902(Anti-ABHD12 Antibody) at a dilution of 1/30.



In comparison with the IHC on the left, the same paraffin-embedded Human liver cancer tissue is first treated with fusion protein and then with D221449(Anti-ABHD12 Antibody) at dilution 1/30.